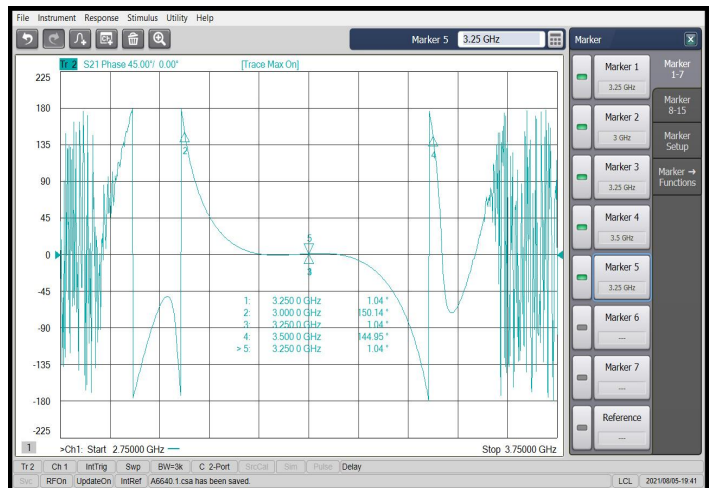
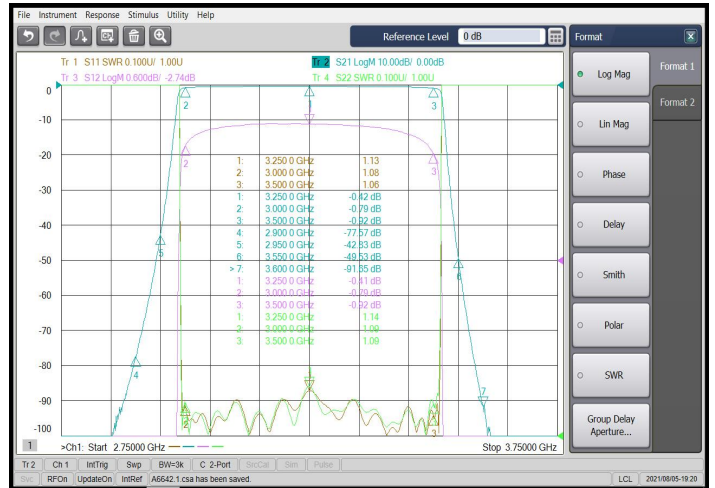




Product Features

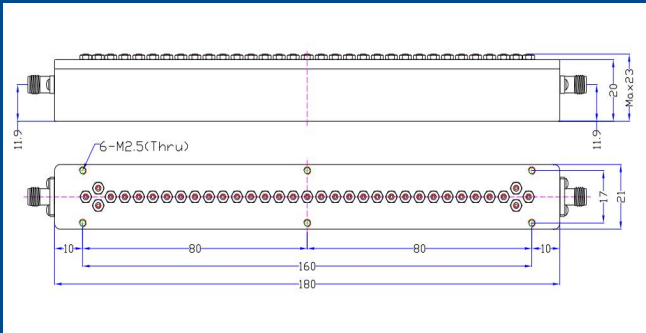
- 3250 MHz Bandpass Filter
- High Rejection
- Low Insertion Loss
- SMA Connector
- Other center frequencies and bandwidths are available. Please consult the factory.

Performance Chart



RF Characteristics	
Center Frequency[Fo]	3250MHz
Passband Bandwidth	500MHz(3000~3500MHz)
Passband Insertion Loss	1.1dB max.
Passband Ripple	0.65dB max.
Passband VSWR	1.22 max.
Stopband Attenuation	65dB min@DC~2900MHz 35dB min@2900~2950MHz 40dB min@3550~3600MHz 80dB min@3600~9500MHz
Impedance	50 Ohms
Power Hanling	5W
RF Connector	SMA female
Surface Finish	Black Paint
Operating Temperature	-30℃ ~ +70℃
Net Wight	145g

Outline Drawing(mm)



Outline Tolerances ±0.5mm (0.02inch)