



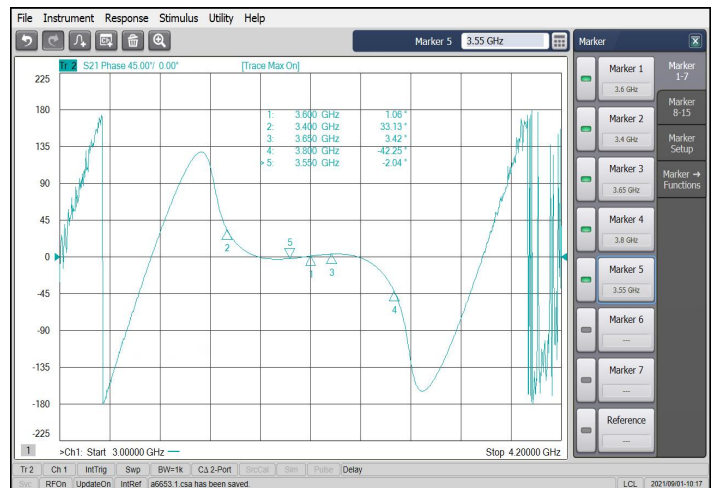
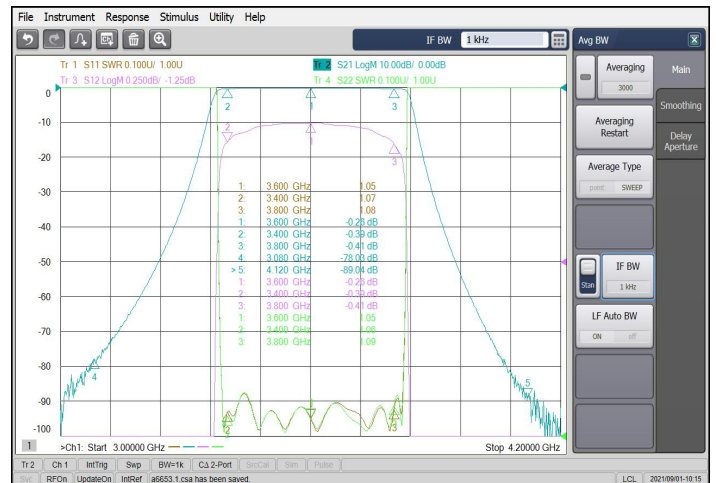
Product Features

- 3600 MHz Bandpass Filter
- High Rejection
- Low Insertion Loss
- SMA Connector
- Other center frequencies and bandwidths are available. Please consult the factory.

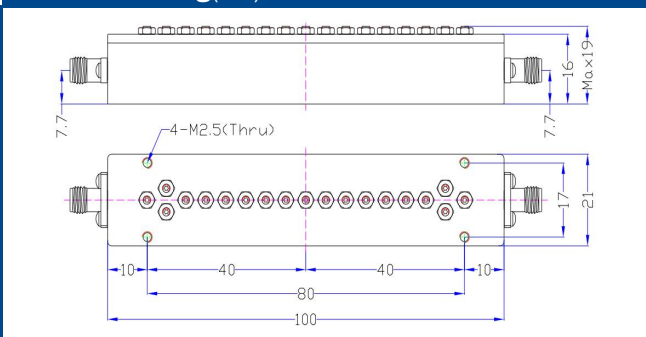
RF Characteristics

Center Frequency[Fo]	3600MHz
Passband Frequency	3400~3800MHz
Passband Insertion Loss	0.6dB max.
Passband Ripple	0.25dB max.
Passband VSWR	1.22 max.
Stopband Attenuation	70dB min@DC~3080MHz
	80dB min@4120~11500MHz
Impedance	50 Ohms
Power Handling	5W
RF Connector	SMA female
Surface Finish	Black Paint
Operating Temperature	-30°C ~ +70°C
Net Weight	170g

Performance Chart



Outline Drawing (mm)



Outline Tolerances ±0.5mm (0.02inch)