



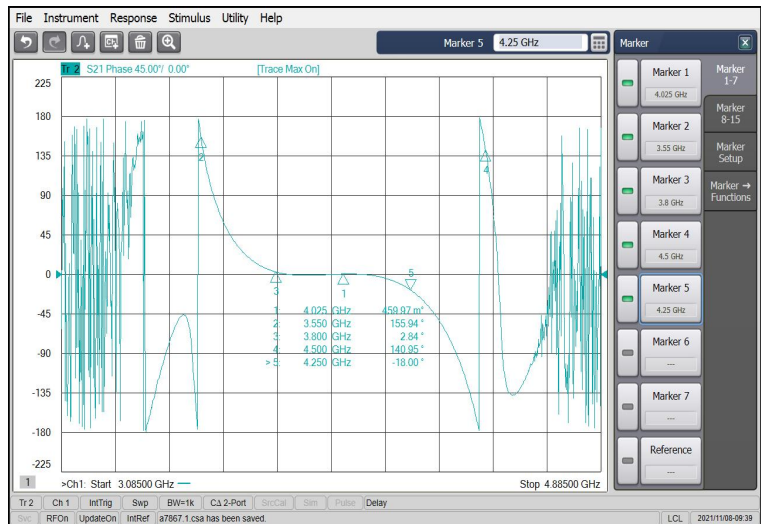
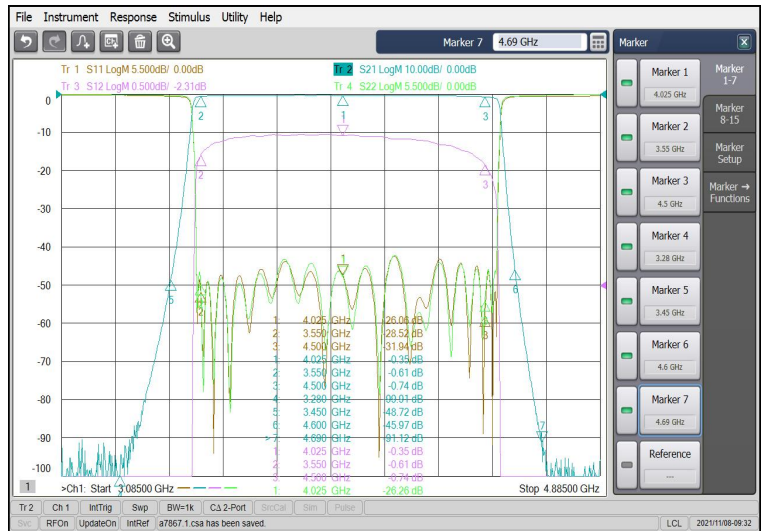
Product Features

- 4025 MHz Bandpass Filter
- High Rejection
- Low Insertion Loss
- SMA Connector
- Other center frequencies and bandwidths are available. Please consult the factory.

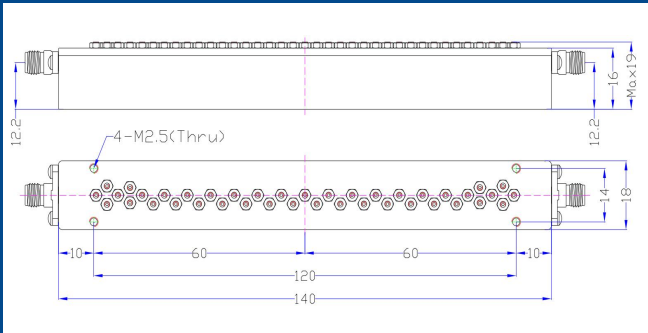
RF Characteristics

Center Frequency[Fo]	4025MHz
Passband Frequency	3550~4500MHz
Passband Insertion Loss	1.0dB max.
Passband Ripple	0.65dB max.
Passband Return Loss	20dB min.
Stopband Attenuation	80dB min@DC~3280MHz 30dB min@3280~3450MHz 40dB min@4600~4690MHz 80dB min@4690~12000MHz
Impedance	50 Ohms
Power Handling	5W
RF Connector	SMA female
Surface Finish	Black Paint
Operating Temperature	-30°C ~ +70°C
Net Wight	230g

Performance Chart



Outline Drawing(mm)



Outline Tolerances ±0.5mm (0.02inch)