

FEATURES

- Small Size
- High Accuracy
- High Stability

APPLICATIONS

- Laboratory Test and Measurement
- Wireless Communication



Electrical Specifications

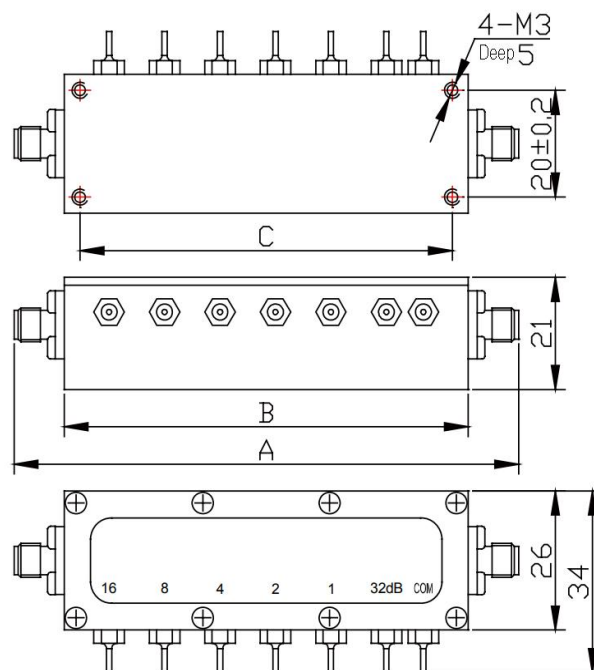
Frequency Range	DC~3GHz
Impedance	50Ω nominal
Attenuation Range	0~63.75dB in 0.25dB steps
Attenuation Steps(dB)	0.25, 0.5, 1, 2, 4, 8, 16, 32
Switching Time	6ms
VSWR	1.45 max
Accuracy	±0.8dB@Attn≤10dB ±1.5dB@16/20/32dB
Insertion Loss	5.0dB max
Average Power	2W
Operating Voltage	+5V
Operating Current	100mA/Cell, 50mA/Cell
Temperature Range	-55°C~+70°C
RoHS Status	RoHS Compliant

Mechanical Specifications

RF Connector	SMA female
Connector Body	Gold Plated Brass
Female Pin	Gold Plated Beryllium Cooper
Housing	Aluminum, Nickel
Weight	135g

◇ Test Data is available at an additional cost ◇

Dimensions [mm]



A	116.5
B	97.5
C	91.5

FEATURES

- Small Size
- High Accuracy
- High Stability

APPLICATIONS

- Laboratory Test and Measurement
- Wireless Communication



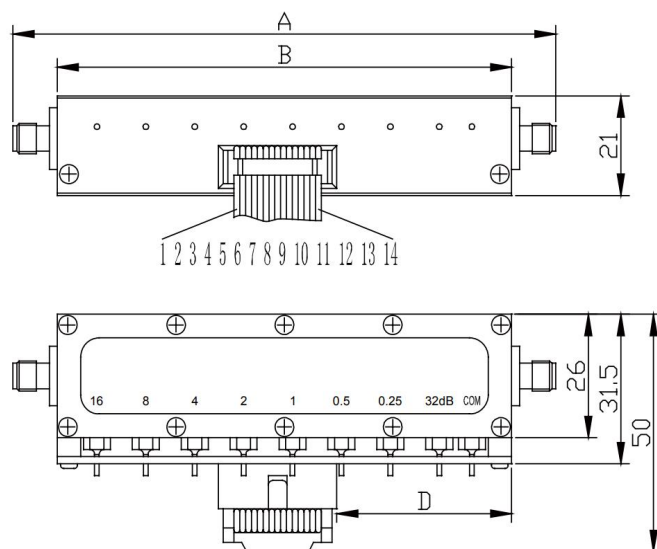
Electrical Specifications

Frequency Range	DC~3GHz
Impedance	50Ω nominal
Attenuation Range	0~63.75dB in 0.25dB steps
Attenuation Steps(dB)	0.25, 0.5, 1, 2, 4, 8, 16, 32
Switching Time	6ms
VSWR	1.45 max
Accuracy	±0.8dB@Attn≤10dB ±1.5dB@16/20/32dB
Insertion Loss	5.0dB max
Average Power	2W
Control Voltage	+5V
Control Current	100mA/Cell, 50mA/Cell
Driver Voltage	2.7V~5V
Driver Current	15mA min/Cell
Temperature Range	-55°C~+70°C
RoHS Status	RoHS Compliant

Mechanical Specifications

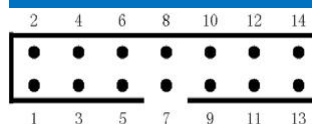
RF Connector	SMA female
Control Connector	14 PIN Ribbon Cable
Connector Body	Gold Plated Brass
Female Pin	Gold Plated Beryllium Cooper
Housing	Aluminum, Nickel
Weight	150g

Dimensions [mm]



A	116.5
B	97.5
D	47.6

Control Connector PIN Locations



PIN No.	1	2	3	4	5	6	7	8	9	10	11	12	13	14
dB, 8 Cells	N	N	16	N	COM	V+	N	1	0.5	2	0.25	4	8	32

◇ N: Not Connected, COM: 0V, V+: Operating Voltage ◇

FEATURES

- Small Size
- High Accuracy
- High Stability

APPLICATIONS

- Laboratory Test and Measurement
- Wireless Communication



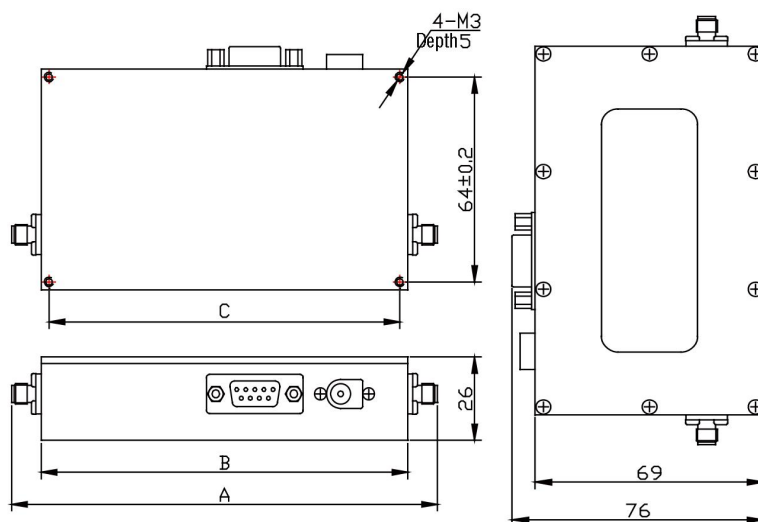
Electrical Specifications

Frequency Range	DC~3GHz
Impedance	50Ω nominal
Attenuation Range	0~63.75dB in 0.25dB steps
Attenuation Steps(dB)	0.25, 0.5, 1, 2, 4, 8, 16, 32
Switching Time	6ms
VSWR	1.45 max
Accuracy	±0.8dB@Attn≤10dB ±1.5dB@16/20/32dB
Insertion Loss	5.0dB max
Average Power	2W
Voltage	AC~220V/5V
Temperature Range	-55°C~+70°C
RoHS Status	RoHS Compliant

Mechanical Specifications

RF Connector	SMA female
Control Connector	RS-232
Connector Body	Gold Plated Brass
Female Pin	Gold Plated Beryllium Cooper
Housing	Aluminum, Anodic Oxidation
Weight	415g

Dimensions [mm]



A	157.5
B	138.5
C	133.5

◇ Test Data is available at an additional cost ◇