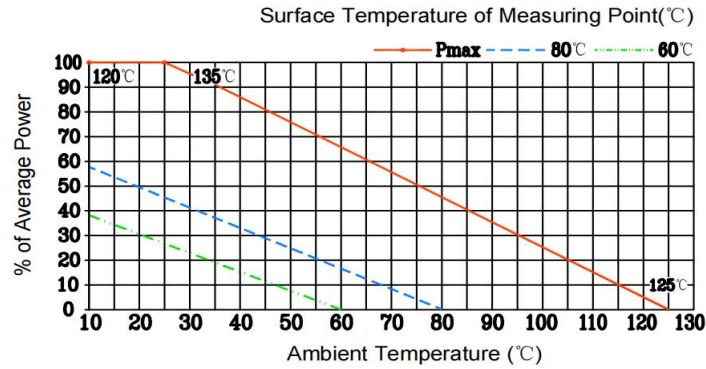


**SPECIFICATIONS**

Frequency Range:	DC~18GHz
Input Avg Power:	500W@25°C
Impedance:	50 Ohms
Attenuation:	10-60dB
VSWR:	1.45 max.
Connector:	N-Male to N-Female
Operating Temp.:	-55°C~+125°C
Connector Body:	Gold plated brass / Stainless steel
Female Center Contact:	Gold plated beryllium copper
Male Center Contact:	Gold plated brass
Heat Sink:	Black anodized aluminum
Dimensions:	509×110×120 mm
Weight	7.2kg
RoHS Status:	RoHS Compliant

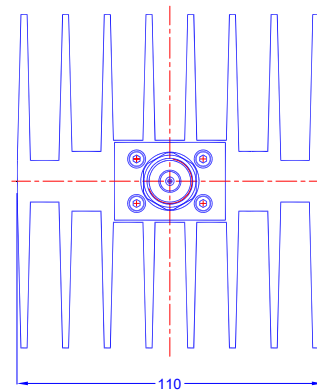
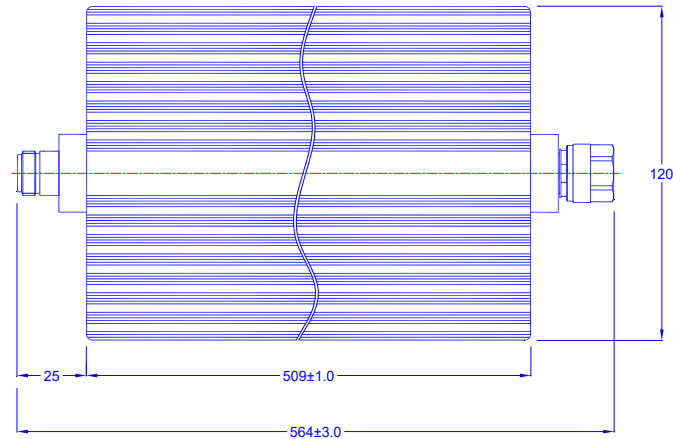
**Power/Temp Rating Curve**



**Maximum Deviation over Frequency**

Nominal ATTN(dB)	Frequency Range(GHz)			
	DC~4	DC~8	DC~12.4	DC~18
10	+1.5/-0.6	±2.5	±4.0	±6.0
20	±1.2	±2.0	±2.0	±5.0
30	±1.0	±1.1	+2.0/-1.5	±6.0
40	±1.0	±1.1	±1.2	±1.5
50	±1.0	±1.1	±1.2	±1.5
60	±1.0	±1.1	±1.2	±1.5
VSWR(max)	1.25	1.3	1.35	1.5

**Outline Drawing[mm]**



**Ordering Information**

<b>TMFA18</b>	<b>X</b>	<b>N</b>	<b>500</b>	<b>-</b>	<b>XX</b>
					XX: Attenuation dB value
					Average Power(W)
					RF Connector (N: N-Male to N-Female)
					X: Maximum Frequency(GHz) 03: DC~3 GHz 12: DC~12.4 GHz 18: DC~18 GHz
Titan Microwave Fixed Attenuator					