

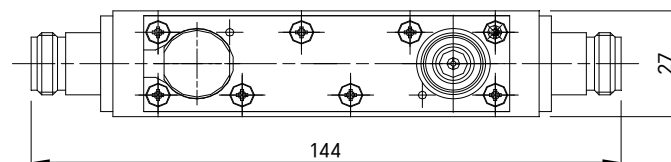
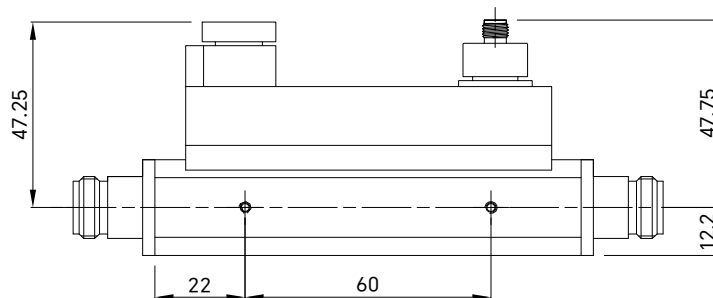
**PART NUMBER**  
**TMDC-02001800-30SZ400**

REV.	DATE	COMMENTS	INITIAL
A	2020/4/25	ENGINEERING RELEASE	

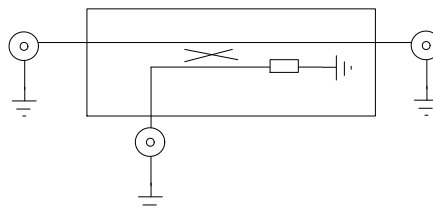
**SPECIFICATIONS**

Frequency Range ..... 2~18GHz  
 Coupling ..... 30 ± 2dB max  
 Return Loss ..... 20dB min  
 Insertion Loss ..... 1.0dB max  
 Directivity ..... 12dB min  
 Impedance ..... 50 Ohms  
 Power Rating ..... 400W max  
 Operating Temperature ..... -20°C~+70°C  
 Storage Temperature ..... -55°C~+85°C  
 RFIN Connector ..... N-Female  
 RFOUT1 Connector ..... N-Female  
 Coup Connector(RFOUT2) ..... 3.5mm-Female

RoHS Compliant



Schematic Diagram:



Drawing not to scale, units:mm



www.titan-microwave.com  
 Tel: +86 130 866 58398  
 Email: sales@titan-microwave.com  
 chris@titan-microwave.com

<b>PART NUMBER</b> <b>TMDC-02001800-30SZ400</b>		<b>DESCRIPTION</b> Directional Coupler, 2~18GHz, Coupling 30dB 400W, 3.5mm&N-Female
<b>CAGE CODE</b>	<b>SIGNATURE</b> _____	
EXCEPT AS OTHERWISE PROVIDED BY CONTRACTOR THIS DRAWING OR SPECIFICATION IS PROPERTY OF TITAN MICROWAVE INC. IT IS ISSUED IN STRICT CONFIDENCE AND SHALL NOT BE REPRODUCED OR USED AS THE BASIS.		