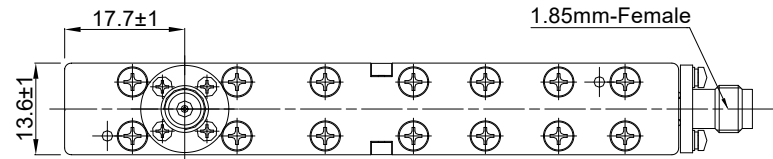
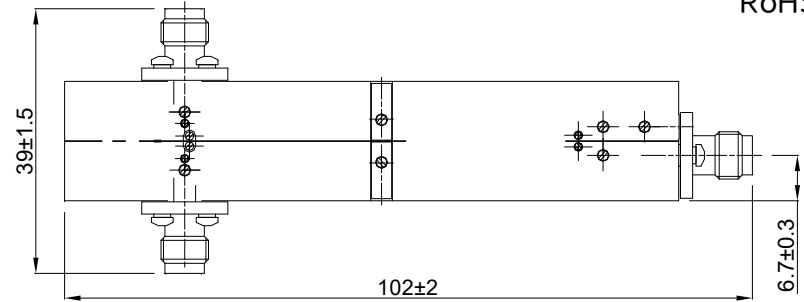


PART NUMBER TMDC-03006700-13V1	REV.	DATE	COMMENTS	INITIAL
	A	2020/4/25	ENGINEERING RELEASE	

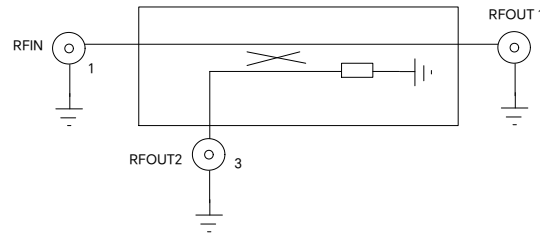
SPECIFICATIONS

Frequency Range 3~67GHz
 Coupling 13.5 ± 3.5dB typ
 Return Loss 11dB min, 14dB max
 Insertion Loss 2.0dB typ, 2.7dB max
 Directivity 12dB min, 14dB typ
 Impedance 50 Ohms
 Power Rating 1W max
 Peak Power 500W max
 Operating Temperature -20°C~+70°C
 Storage Temperature -40°C~+85°C
 RFIN Connector 1.85mm-Female
 RFOUT1 Connector 1.85mm-Female
 Coup Connector(RFOUT2) 1.85mm-Female

RoHS Compliant



Schematic Diagram:



Drawing not to scale, units:mm



www.titan-microwave.com
 Tel: +86 130 866 58398
 Email: sales@titan-microwave.com
 chris@titan-microwave.com

PART NUMBER TMDC-03006700-13V1		DESCRIPTION Directional Coupler, 3-67GHz, Coupling 13.5dB 1W, 1.85mm-Female
CAGE CODE	SIGNATURE _____	
EXCEPT AS OTHERWISE PROVIDED BY CONTRACTOR THIS DRAWING OR SPECIFICATION IS PROPERTY OF TITAN MICROWAVE INC. IT IS ISSUED IN STRICT CONFIDENCE AND SHALL NOT BE REPRODUCED OR USED AS THE BASIS.		