

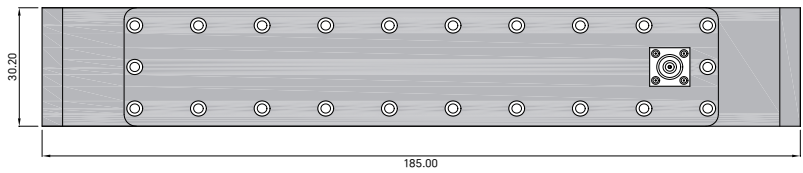
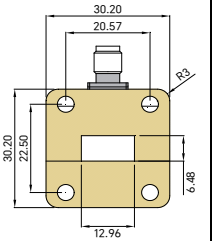
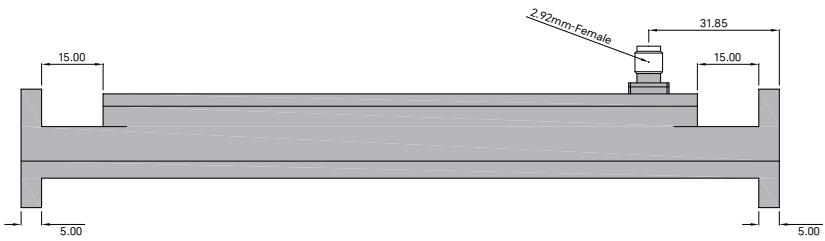
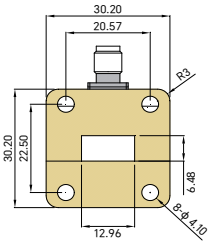
PART NUMBER  
**TWDC51D30-30K**

REV.	DATE	COMMENTS	INITIAL
1	2021/4/25	ENGINEERING RELEASE	

RoHS Compliant

**SPECIFICATIONS**

- Frequency Range ..... 14.5-22GHz
- Coupling ..... 30±1.0dB
- Directivity ..... 30dB min
- VSWR Primary ..... 1.1:1 max
- VSWR Secondary ..... 1.3:1 max
- Impedance ..... 50 Ohms
- Waveguide Type ..... WR-51
- Flange Type ..... FBP180(UBR) Flange
- Coupling Port ..... 2.92mm-Female
- Waveguide Body ..... Aluminum, Gray Painted
- Connector Body ..... Stainless Steel, Passivated
- Dimensions ..... 185×30.2×30.2mm



Drawing not to scale, units:mm



www.titan-microwave.com  
Tel: +86 185 8328 2993  
Email: sales@titan-microwave.com  
chris@titan-microwave.com

PART NUMBER <b>TWDC51D30-30K</b>		DESCRIPTION <b>Waveguide Directional Coupler, 14.5-22GHz Coupling 30 ± 1.0dB, WR-51, 2.92mm-Female</b>
CAGE CODE	SIGNATURE _____	
EXCEPT AS OTHERWISE PROVIDED BY CONTRACTOR THIS DRAWING OR SPECIFICATION IS PROPERTY OF TITAN MICROWAVE INC. IT IS ISSUED IN STRICT CONFIDENCE AND SHALL NOT BE REPRODUCED OR USED AS THE BASIS.		