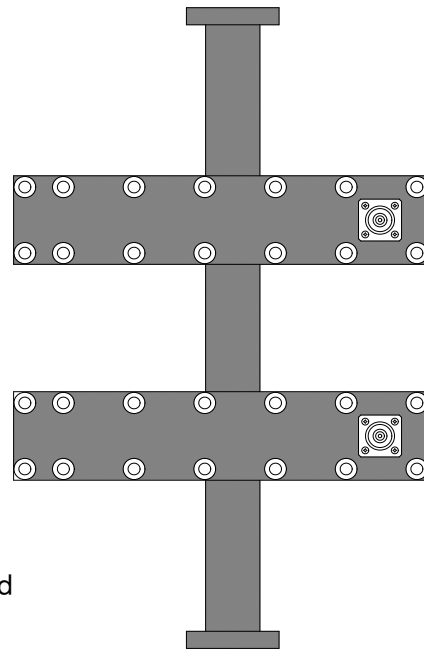


PART NUMBER TWGDC34C40K

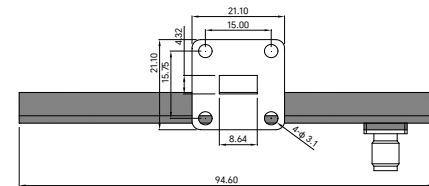
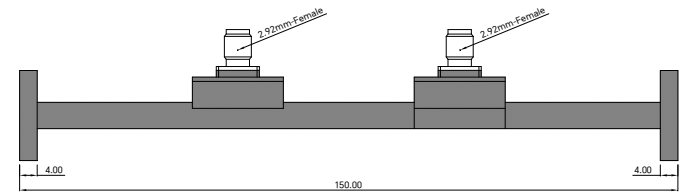
REV.	DATE	COMMENTS	INITIAL
1	2021/9/20	ENGINEERING RELEASE	

SPECIFICATIONS

Frequency Range	21.7-33GHz
Nominal Coupling	40±1.5dB
Directivity	15dB min
VSWR Primary	1.1:1 max
VSWR Secondary	1.3:1 max
Impedance	50 Ohms
Waveguide Type	WR-34
Flange Type	FBP260(UBR) Flange
Coupling Port	2.92mm-Female
Waveguide Body	Aluminum, Grey Painted
Connector Body	Stainless Steel, Passivated
Dimensions	150×94.6mm



RoHS Compliant



Drawing not to scale, units:mm



www.titan-microwave.com
Tel: +86 185 8328 2993
Email: sales@titan-microwave.com
chris@titan-microwave.com

PART NUMBER TWGDC34C40K		DESCRIPTION Waveguide Dual Directional Cross Coupler, 21.7~33GHz Coupling 40 ± 1.5dB, WR-34, 2.92mm-Female
CAGE CODE	SIGNATURE	
EXCEPT AS OTHERWISE PROVIDED BY CONTRACTOR THIS DRAWING OR SPECIFICATION IS PROPERTY OF TITAN MICROWAVE INC. IT IS ISSUED IN STRICT CONFIDENCE AND SHALL NOT BE REPRODUCED OR USED AS THE BASIS.		