

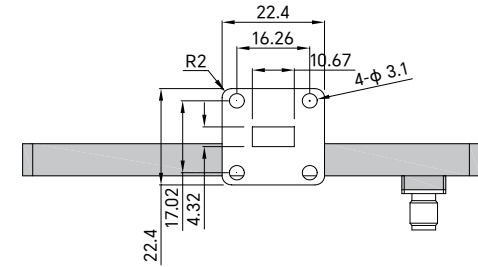
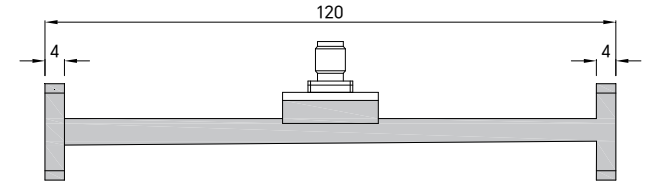
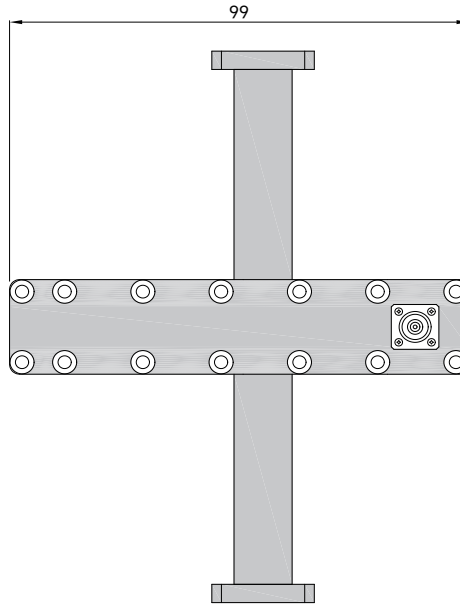
PART NUMBER <b>TWGC42C40K</b>
----------------------------------

REV.	DATE	COMMENTS	INITIAL
1	2021/5/20	ENGINEERING RELEASE	

**SPECIFICATIONS**

- Frequency Range ..... 17.6-26.7GHz
- Nominal Coupling ..... 40±1.5dB
- Directivity ..... 15dB min
- VSWR Primary ..... 1.1:1 max
- VSWR Secondary ..... 1.3:1 max
- Impedance ..... 50 Ohms
- Waveguide Type ..... WR-42
- Flange Type ..... FBP220(PBR) Flange
- Coupling Port ..... 2.92mm-Female
- Waveguide Body ..... Aluminum, Gray Painted
- Connector Body ..... Stainless Steel, Passivated
- Dimensions ..... 120(L)×99(W)mm

RoHS Compliant



Drawing not to scale, units:mm



www.titan-microwave.com  
 Tel: +86 185 8328 2993  
 Email: sales@titan-microwave.com  
 chris@titan-microwave.com

PART NUMBER <b>TWGC42C40K</b>		DESCRIPTION <b>Waveguide Directional Cross Coupler, 17.6-26.7GHz Coupling 40 ± 1.5dB, WR-42, 2.92mm-Female</b>
CAGE CODE	SIGNATURE _____	
EXCEPT AS OTHERWISE PROVIDED BY CONTRACTOR THIS DRAWING OR SPECIFICATION IS PROPERTY OF TITAN MICROWAVE INC. IT IS ISSUED IN STRICT CONFIDENCE AND SHALL NOT BE REPRODUCED OR USED AS THE BASIS.		