

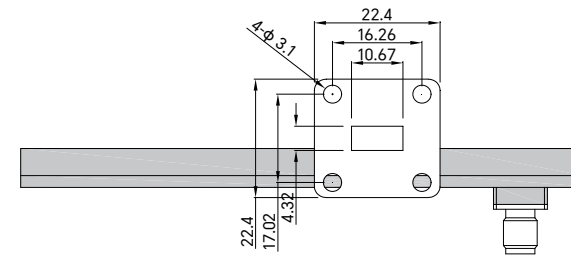
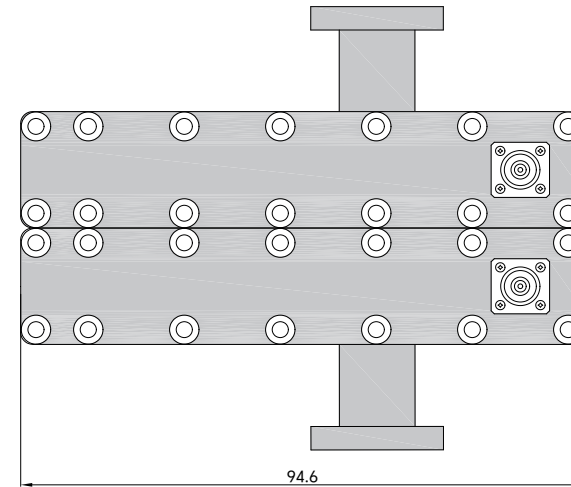
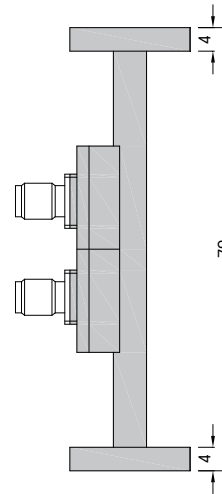
PART NUMBER
TWGDC42C40K

REV.	DATE	COMMENTS	INITIAL
1	2021/4/18	ENGINEERING RELEASE	

SPECIFICATIONS

Frequency Range	17.6-26.7GHz
Nominal Coupling	40±1.5dB
Directivity	15dB min
VSWR Primary	1.1:1 max
VSWR Secondary	1.3:1 max
Impedance	50 Ohms
Waveguide Type	WR-42
Flange Type	FBP220(UBR) Flange
Coupling Port	2.92mm-Female
Waveguide Body	Aluminum, Grey Painted
Connector Body	Stainless Steel, Passivated
Dimensions	94.6×79×22.4mm

RoHS Compliant



Drawing not to scale, units:mm



www.titan-microwave.com
 Tel: +86 185 8328 2993
 Email: sales@titan-microwave.com
 chris@titan-microwave.com

PART NUMBER		DESCRIPTION Waveguide Dual Directional Cross Coupler, 17.6~26.7GHz Coupling 40 ± 1.5dB, WR-42, 2.92mm-Female
TWGDC42C40K		
CAGE CODE	SIGNATURE	
EXCEPT AS OTHERWISE PROVIDED BY CONTRACTOR THIS DRAWING OR SPECIFICATION IS PROPERTY OF TITAN MICROWAVE INC. IT IS ISSUED IN STRICT CONFIDENCE AND SHALL NOT BE REPRODUCED OR USED AS THE BASIS.		