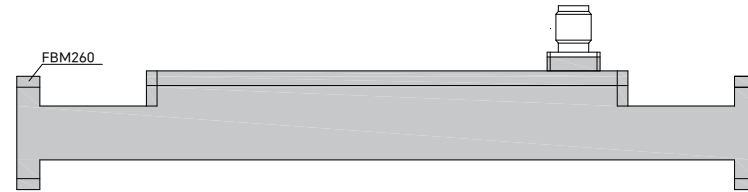
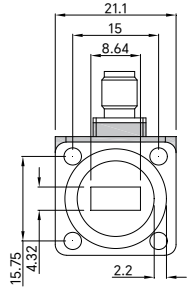
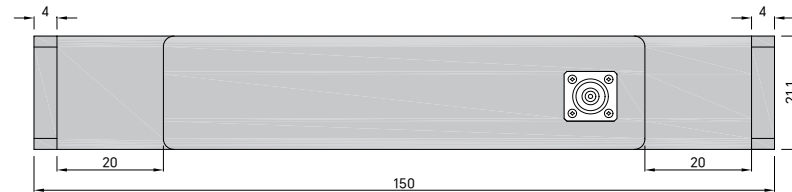
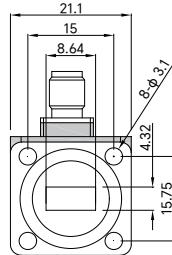


PART NUMBER <b>TWDC34D30-40K</b>	REV.	DATE	COMMENTS	INITIAL
	1	2021/3/17	ENGINEERING RELEASE	

RoHS Compliant

## SPECIFICATIONS

Frequency Range .....	24.5-25.5GHz
Nominal Coupling .....	40±1.0dB
Directivity .....	30dB min
VSWR Primary .....	1.1:1 max
VSWR Secondary .....	1.2:1 max
Impedance .....	50 Ohms
Waveguide Type .....	WR-34
Flange Type .....	FBM260(PBR) Flange
Coupling Port .....	2.92mm-Female
Waveguide Body .....	Aluminum, Gray Painted
Connector Body .....	Stainless Steel, Passivated
Dimensions .....	150×21.1×21.1mm



Drawing not to scale, units:mm



www.titan-microwave.com  
Tel: +86 185 8328 2993  
Email: sales@titan-microwave.com  
chris@titan-microwave.com

PART NUMBER <b>TWDC34D30-40K</b>		DESCRIPTION <b>Waveguide Directional Coupler, 24.5~25.5GHz Coupling 40 ± 1.0dB, WR-34, 2.92mm-Female</b>
CAGE CODE	SIGNATURE _____	
EXCEPT AS OTHERWISE PROVIDED BY CONTRACTOR THIS DRAWING OR SPECIFICATION IS PROPERTY OF TITAN MICROWAVE INC. IT IS ISSUED IN STRICT CONFIDENCE AND SHALL NOT BE REPRODUCED OR USED AS THE BASIS.		