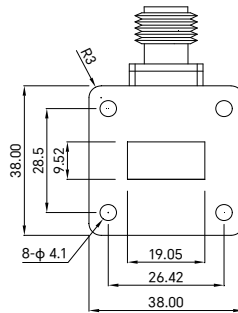
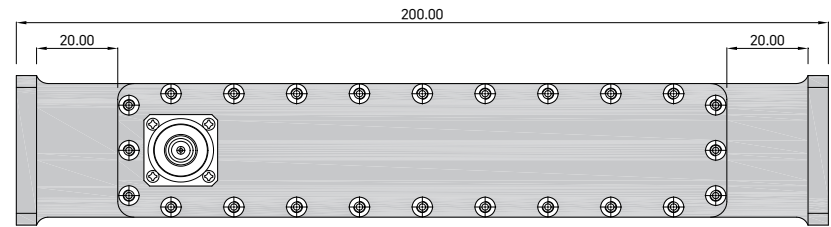
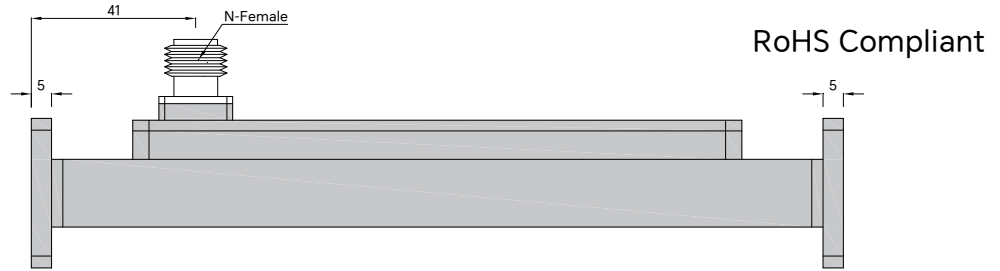


PART NUMBER
TWDC75D30-30N

REV.	DATE	COMMENTS	INITIAL
1	2021/4/25	ENGINEERING RELEASE	

SPECIFICATIONS

Frequency Range 9.84-15GHz
 Coupling 30±1.0dB
 Directivity 30dB min
 VSWR Primary 1.1:1 max
 VSWR Secondary 1.25:1 max
 Impedance 50 Ohms
 Waveguide Type WR-75
 Flange Type FBP120(UBR) Flange
 Coupling Port N-Female
 Waveguide Body Aluminum, Gray Painted
 Connector Body Stainless Steel, Passivated
 Dimensions 200×38×38mm



Drawing not to scale, units:mm



www.titan-microwave.com
 Tel: +86 185 8328 2993
 Email: sales@titan-microwave.com
 chris@titan-microwave.com

PART NUMBER TWDC75D30-30N		DESCRIPTION Waveguide Directional Coupler, 9.84-15GHz Coupling 30 ± 1.0dB, WR-75, N-Female
CAGE CODE	SIGNATURE	
EXCEPT AS OTHERWISE PROVIDED BY CONTRACTOR THIS DRAWING OR SPECIFICATION IS PROPERTY OF TITAN MICROWAVE INC. IT IS ISSUED IN STRICT CONFIDENCE AND SHALL NOT BE REPRODUCED OR USED AS THE BASIS.		