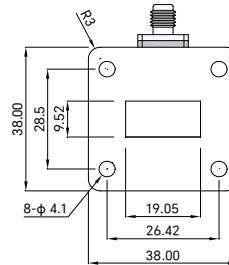
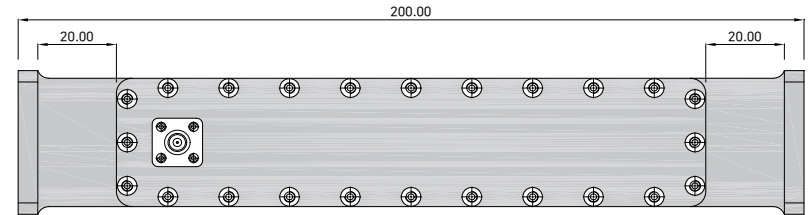
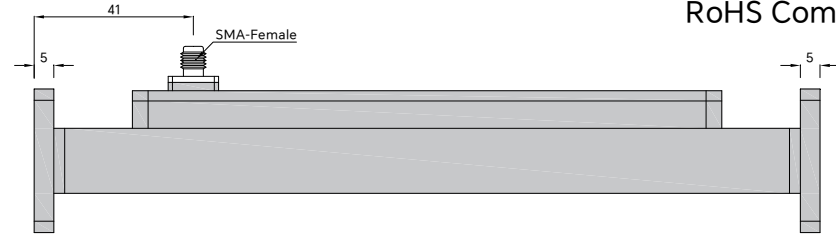


PART NUMBER <b>TWDC75D30-30S</b>	REV.	DATE	COMMENTS	INITIAL
	1	2021/4/25	ENGINEERING RELEASE	

**SPECIFICATIONS**

Frequency Range .....9.84-15GHz  
 Coupling .....30±1.0dB  
 Directivity ..... 30dB min  
 VSWR Primary ..... 1.1:1 max  
 VSWR Secondary ..... 1.25:1 max  
 Impedance ..... 50 Ohms  
 Waveguide Type ..... WR-75  
 Flange Type ..... FBP120(UBR) Flange  
 Coupling Port ..... SMA-Female  
 Waveguide Body ..... Aluminum, Gray Painted  
 Connector Body ..... Stainless Steel, Passivated  
 Dimensions ..... 200×38×38mm

RoHS Compliant



Drawing not to scale, units:mm



www.titan-microwave.com  
 Tel: +86 185 8328 2993  
 Email: sales@titan-microwave.com  
 chris@titan-microwave.com

PART NUMBER <b>TWDC75D30-30S</b>		DESCRIPTION <b>Waveguide Directional Coupler, 9.84-15GHz Coupling 30 ± 1.0dB, WR-75, SMA-Female</b>
CAGE CODE	SIGNATURE	
EXCEPT AS OTHERWISE PROVIDED BY CONTRACTOR THIS DRAWING OR SPECIFICATION IS PROPERTY OF TITAN MICROWAVE INC. IT IS ISSUED IN STRICT CONFIDENCE AND SHALL NOT BE REPRODUCED OR USED AS THE BASIS.		