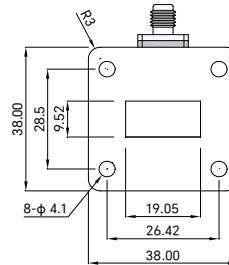
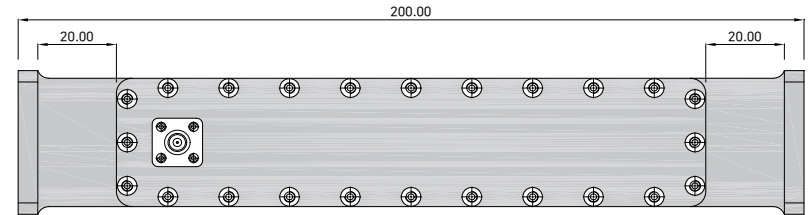
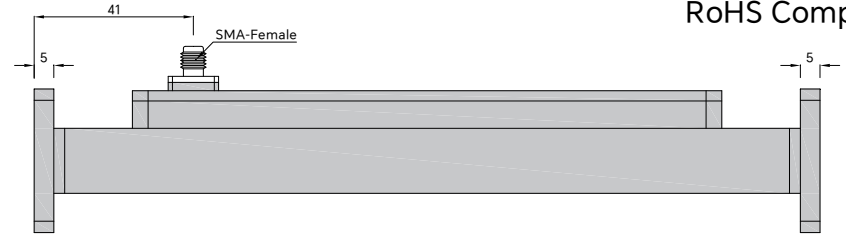


PART NUMBER TWDC75D30-40S	REV.	DATE	COMMENTS	INITIAL
	1	2021/4/25	ENGINEERING RELEASE	

SPECIFICATIONS

Frequency Range9.84-15GHz
 Coupling40±1.0dB
 Directivity 30dB min
 VSWR Primary 1.1:1 max
 VSWR Secondary 1.25:1 max
 Impedance 50 Ohms
 Waveguide Type WR-75
 Flange Type FBP120(UBR) Flange
 Coupling Port SMA-Female
 Waveguide Body Aluminum, Gray Painted
 Connector Body Stainless Steel, Passivated
 Dimensions 200×38×38mm

RoHS Compliant



Drawing not to scale, units:mm



www.titan-microwave.com
 Tel: +86 185 8328 2993
 Email: sales@titan-microwave.com
 chris@titan-microwave.com

PART NUMBER TWDC75D30-40S		DESCRIPTION Waveguide Directional Coupler, 9.84-15GHz Coupling 40 ± 1.0dB, WR-75, SMA-Female
CAGE CODE	SIGNATURE	
EXCEPT AS OTHERWISE PROVIDED BY CONTRACTOR THIS DRAWING OR SPECIFICATION IS PROPERTY OF TITAN MICROWAVE INC. IT IS ISSUED IN STRICT CONFIDENCE AND SHALL NOT BE REPRODUCED OR USED AS THE BASIS.		