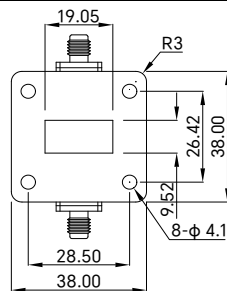


PART NUMBER
TWDDC75D30-40S

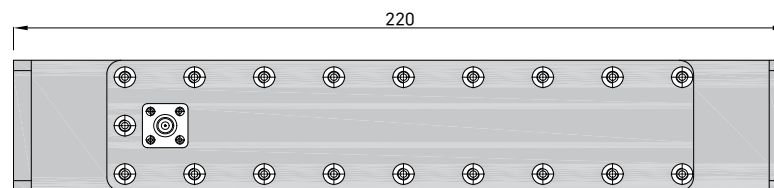
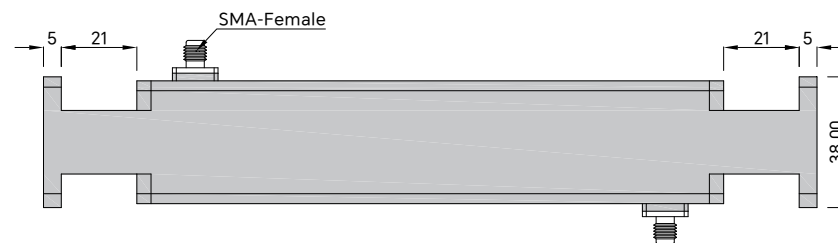
REV.	DATE	COMMENTS	INITIAL
1	2021/10/21	ENGINEERING RELEASE	



RoHS Compliant

SPECIFICATIONS

- Frequency Range 9.84-15GHz
- Nominal Coupling 40±1.5dB
- Directivity 30dB min
- VSWR Primary 1.1:1 max
- VSWR Secondary 1.25:1 max
- Impedance 50 Ohms
- Waveguide Type WR-75
- Flange Type FBP120(UBR) Flange
- Coupling Port SMA-Female
- Waveguide Body Aluminum, Gray Painted
- Connector Body Stainless Steel, Passivated
- Dimensions 220×38×38mm



Drawing not to scale, units:mm



www.titan-microwave.com
 Tel: +86 185 8328 2993
 Email: sales@titan-microwave.com
 chris@titan-microwave.com

PART NUMBER		DESCRIPTION Waveguide Dual Directional Coupler, 9.84-15GHz Coupling 40 ± 1.5dB, WR-75, SMA-Female
TWDDC75D30-40S		
CAGE CODE	SIGNATURE	
EXCEPT AS OTHERWISE PROVIDED BY CONTRACTOR THIS DRAWING OR SPECIFICATION IS PROPERTY OF TITAN MICROWAVE INC. IT IS ISSUED IN STRICT CONFIDENCE AND SHALL NOT BE REPRODUCED OR USED AS THE BASIS.		