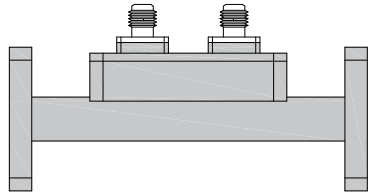


PART NUMBER
TWGDC75C30S

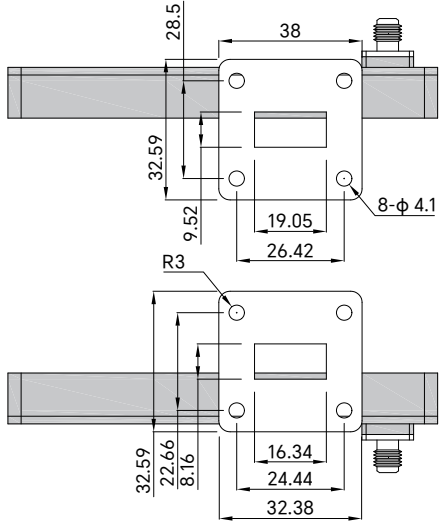
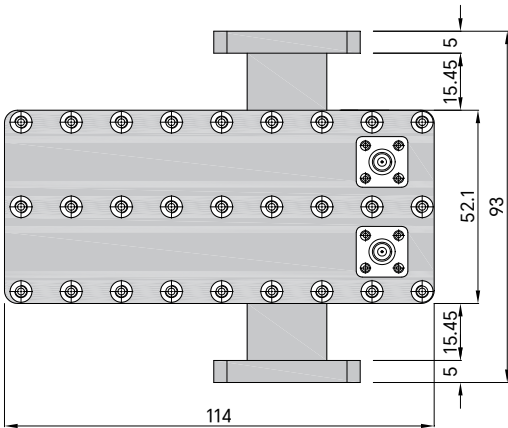
REV.	DATE	COMMENTS	INITIAL
1	2021/5/20	ENGINEERING RELEASE	



RoHS Compliant

SPECIFICATIONS

- Frequency Range 9.84-15GHz
- Nominal Coupling 30±1.5dB
- Directivity 15dB min
- VSWR Primary 1.1:1 max
- VSWR Secondary 1.25:1 max
- Impedance 50 Ohms
- Waveguide Type WR-75
- Flange Type FBP120(UBR) Flange
- Coupling Port SMA-Female
- Waveguide Body Aluminum, Grey Painted
- Connector Body Stainless Steel, Passivated
- Dimensions 114×93mm



Drawing not to scale, units:mm



www.titan-microwave.com
Tel: +86 185 8328 2993
Email: sales@titan-microwave.com
chris@titan-microwave.com

PART NUMBER TWGDC75C30S		DESCRIPTION Waveguide Dual Directional Cross Coupler, 9.84~15GHz Coupling 30 ± 1.5dB, WR-75, SMA-Female
CAGE CODE	SIGNATURE	
EXCEPT AS OTHERWISE PROVIDED BY CONTRACTOR THIS DRAWING OR SPECIFICATION IS PROPERTY OF TITAN MICROWAVE INC. IT IS ISSUED IN STRICT CONFIDENCE AND SHALL NOT BE REPRODUCED OR USED AS THE BASIS.		