

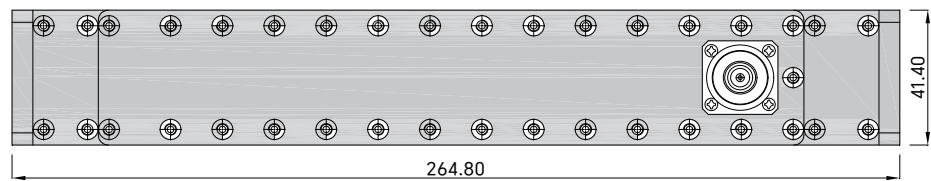
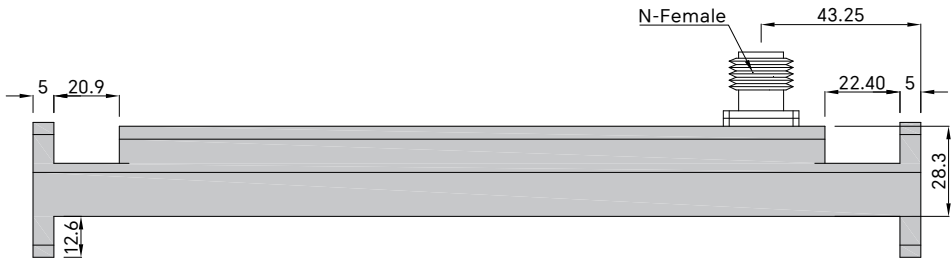
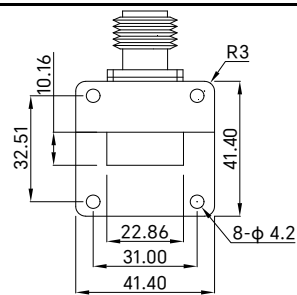
PART NUMBER
TWDC90D30-30N

REV.	DATE	COMMENTS	INITIAL
1	2021/4/25	ENGINEERING RELEASE	

SPECIFICATIONS

- Frequency Range8.2-12.4GHz
- Coupling30dB
- Directivity 30dB min
- VSWR Primary 1.1:1 max
- VSWR Secondary 1.3:1 max
- Impedance 50 Ohms
- Waveguide Type WR-90
- Flange Type FBP100(UBR) Flange
- Coupling Port N-Female
- Waveguide Body Aluminum, Gray Painted
- Connector Body Stainless Steel, Passivated
- Dimensions 264.8×41.4×41.4mm

RoHS Compliant



Drawing not to scale, units:mm



www.titan-microwave.com
Tel: +86 185 8328 2993
Email: sales@titan-microwave.com
chris@titan-microwave.com

PART NUMBER TWDC90D30-30N		DESCRIPTION Waveguide Directional Coupler, 8.2-12.4GHz Coupling 30dB, WR-90, N-Female
CAGE CODE	SIGNATURE _____	
EXCEPT AS OTHERWISE PROVIDED BY CONTRACTOR THIS DRAWING OR SPECIFICATION IS PROPERTY OF TITAN MICROWAVE INC. IT IS ISSUED IN STRICT CONFIDENCE AND SHALL NOT BE REPRODUCED OR USED AS THE BASIS.		