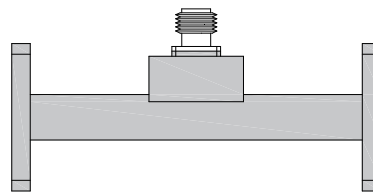


PART NUMBER
TWGC90C60N

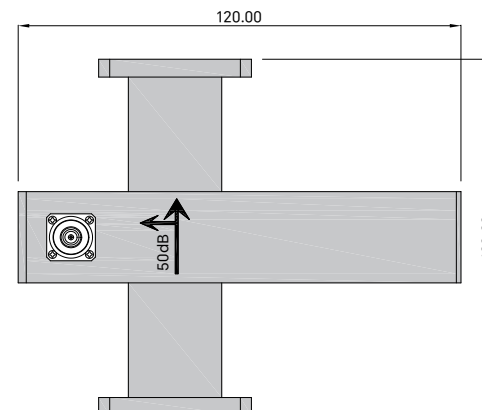
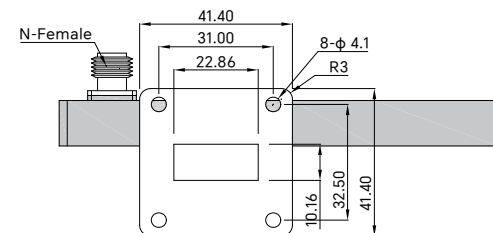


REV.	DATE	COMMENTS	INITIAL
1	2021/4/16	ENGINEERING RELEASE	

RoHS Compliant

SPECIFICATIONS

Frequency Range8.6-9.6GHz
 Nominal Coupling 60±1.0dB
 Directivity 20dB min
 VSWR Primary 1.1:1 max
 VSWR Secondary 1.25:1 max
 Impedance 50 Ohms
 Waveguide Type WR-90
 Flange Type FBP100(UBR) Flange
 Coupling Port N-Female
 Waveguide Body Aluminum, Gray Painted
 Connector Body Stainless Steel, Passivated
 Dimensions 120×100mm



Drawing not to scale, units:mm



www.titan-microwave.com
 Tel: +86 185 8328 2993
 Email: sales@titan-microwave.com
 chris@titan-microwave.com

PART NUMBER TWGC90C60N		DESCRIPTION Waveguide Directional Cross Coupler, 8.6~9.6GHz Coupling 60 ± 1.0dB, WR-90, N-Female
CAGE CODE	SIGNATURE _____	
EXCEPT AS OTHERWISE PROVIDED BY CONTRACTOR THIS DRAWING OR SPECIFICATION IS PROPERTY OF TITAN MICROWAVE INC. IT IS ISSUED IN STRICT CONFIDENCE AND SHALL NOT BE REPRODUCED OR USED AS THE BASIS.		