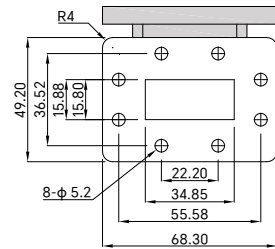


PART NUMBER
TWDC137D30C3

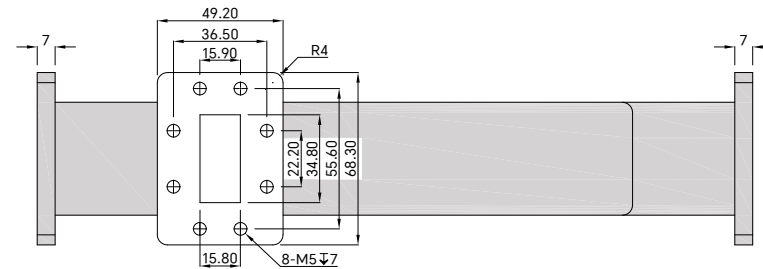
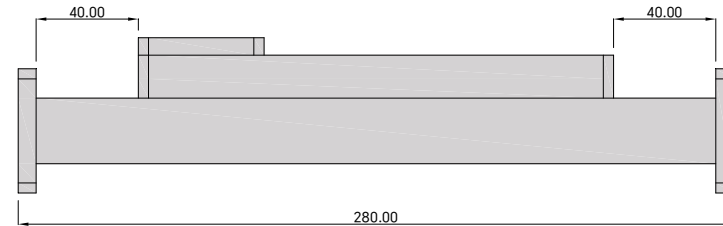
REV.	DATE	COMMENTS	INITIAL
1	2021/4/25	ENGINEERING RELEASE	



RoHS Compliant

Specifications

Frequency Range 5.38-8.17GHz
 Coupling 3dB
 Directivity 30dB min
 VSWR Primary 1.1:1 max
 VSWR Secondary 1.25:1 max
 Impedance 50 Ohms
 Waveguide Type WR-137
 Flange Type FDP70(UDR) Flange
 Waveguide Body Aluminum, Gray Painted
 Dimensions 280×68.3×49.2mm



Drawing not to scale, units:mm



www.titan-microwave.com
 Tel: +86 185 8328 2993
 Email: sales@titan-microwave.com
 chris@titan-microwave.com

PART NUMBER TWDC137D30C3		DESCRIPTION Waveguide Broadwall Directional Coupler 5.38~8.17GHz, Coupling 3dB, WR-137
CAGE CODE	SIGNATURE	
EXCEPT AS OTHERWISE PROVIDED BY CONTRACTOR THIS DRAWING OR SPECIFICATION IS PROPERTY OF TITAN MICROWAVE INC. IT IS ISSUED IN STRICT CONFIDENCE AND SHALL NOT BE REPRODUCED OR USED AS THE BASIS.		