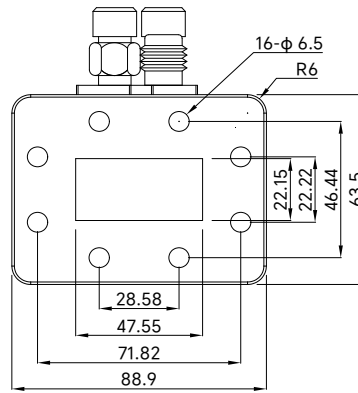


PART NUMBER
WGC187-5050-D25S

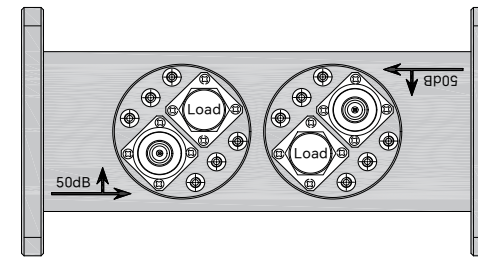
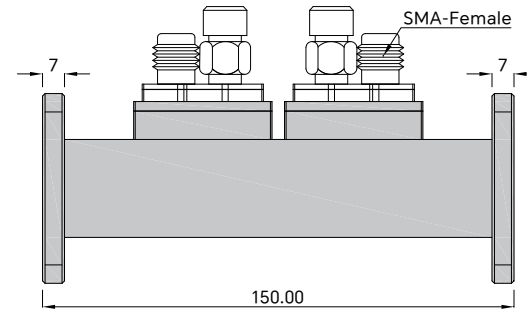
REV.	DATE	COMMENTS	INITIAL
1	2021/7/30	ENGINEERING RELEASE	

SPECIFICATIONS

Frequency Range 5.5-5.8GHz
 Coupling 50±1.0dB
 Directivity 25dB min
 VSWR Primary 1.1:1 max
 VSWR Secondary 1.15:1 max
 Impedance 50 Ohms
 Waveguide Type WR-187
 Flange Type FDP48(UDR) Flange
 Coupled Port SMA-Female
 Waveguide Body Aluminum, Grey Painted
 Dimensions 150(L)×88.9(W)×63.5(H)mm



RoHS Compliant



Drawing not to scale, units:mm



www.titan-microwave.com
 Tel: +86 185 8328 2993
 Email: sales@titan-microwave.com
 chris@titan-microwave.com

PART NUMBER WGC187-5050-D25S		DESCRIPTION Waveguide Dual Directional Loop Coupler WR-187, 5.5~5.8GHz, 50 ± 1.0dB, SMA-Female
CAGE CODE	SIGNATURE _____	
EXCEPT AS OTHERWISE PROVIDED BY CONTRACTOR THIS DRAWING OR SPECIFICATION IS PROPERTY OF TITAN MICROWAVE INC. IT IS ISSUED IN STRICT CONFIDENCE AND SHALL NOT BE REPRODUCED OR USED AS THE BASIS.		