

Normally Open

❖ Features

- DC-43.5 GHz
- Low VSWR
- Low Loss
- High Isolation
- 2.92mm(f) connectors

❖ RF Characteristics

Frequency	Ins. Loss	Isolation	VSWR	Average Power
GHz	dB	dB		W
DC~6	0.3	70	1.3	40
6~12	0.4	70	1.4	30
12~18	0.5	60	1.5	25
18~26.5	0.7	55	1.7	12
26.5~32	0.8	50	1.8	8
32~40	0.9	50	1.9	5
40~43.5	1.0	50	2.0	4

Operating Voltage/Coil Current

Operating Voltage(V)	12	24	28
Current (mA)	300	150	140

TTL	Low(V)	High	
	0~0.3	3~5V	1.4mA

Indicator Rating	V(max)	mA(max)	Ω(max)
	50	100	15

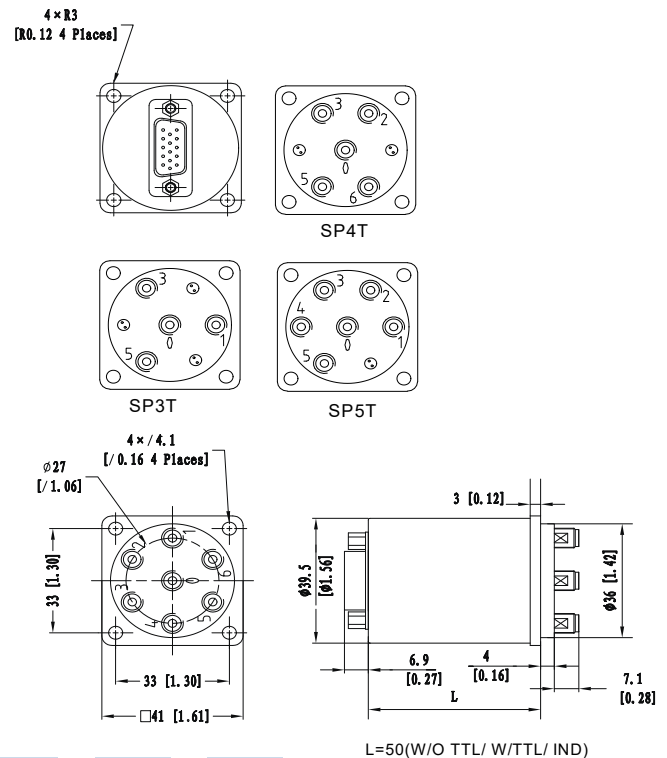
※ +Vdc and GND must be connected to operate



❖ Specifications

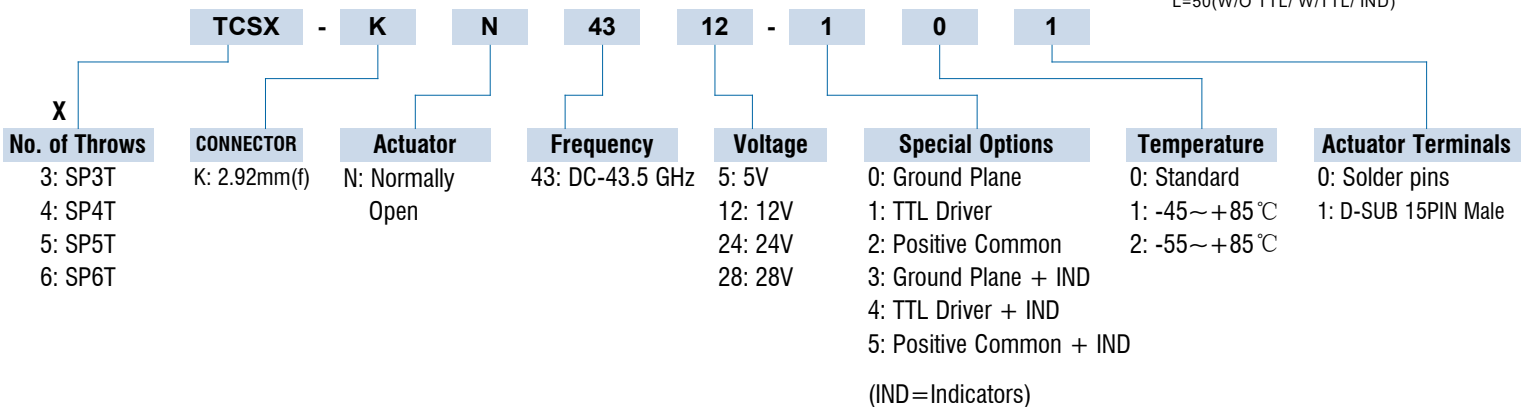
Frequency Range	DC-43.5 GHz
Impedance	50 Ohms
Switching Sequence	Break Before Make
Switching Time	15mS max
Operating Life	2 million cycles
Shock, Non-operating	50G, 1/2 Sine, 11ms
Vibration, Operating	20-2000Hz, 10G RMS
RF Interface	2.92mm female
Control Connector	Solder pins/D-SUB 15Pin Male
Storage Temperature	-55°C~+85°C
Operating Temperature	-25°C~+65°C (Standard) -45°C~+85°C (Extended Temp. 1) -55°C~+85°C (Extended Temp. 2)
Weight	140g

❖ Outline Drawing [mm[inch]]



L=50(W/O TTL/ W/TTL/ IND)

❖ Ordering Information

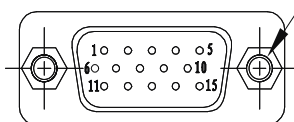


Please feel free to contact us for more information regarding additional options and custom configurations

Normally Open

2 × UNC#4-40▽4

[Depth 0.157]



DB15 male

Truth Table

**NORMALLY OPEN W/O TTL**

D-SUB 15Pin Male	Pin No.	1	2	3	4	5	6	7	8	9	10	11	12	13	14	15
	Description	V1	V2	V3	V4	V5	V6	GND	IND 1	IND 2	IND 3	IND 4	IND 5	IND 6	IND COM	VDC
RF Path	SP3T	RF 1-0	-	RF 3-0	-	RF 5-0	-	-	RF 1-0	-	RF 3-0	-	RF 5-0	-	-	-
	SP4T	-	RF 2-0	RF 3-0	-	RF 5-0	RF 6-0	-	-	RF 2-0	RF 3-0	-	RF 5-0	RF 6-0	-	-
	SP5T	RF 1-0	RF 2-0	RF 3-0	RF 4-0	RF 5-0	-	-	RF 1-0	RF 2-0	RF 3-0	RF 4-0	RF 5-0	-	-	-
	SP6T	RF 1-0	RF 2-0	RF 3-0	RF 4-0	RF 5-0	RF 6-0	-	RF 1-0	RF 2-0	RF 3-0	RF 4-0	RF 5-0	RF 6-0	-	-

**NORMALLY OPEN W/ TTL**

D-SUB 15Pin Male	Pin No.	1	2	3	4	5	6	7	8	9	10	11	12	13	14	15
	Description	TTL	TTL	TTL	TTL	TTL	TTL	VDC	GND	IND 1	IND 2	IND 3	IND 4	IND 5	IND 6	IND COM
RF Path	SP3T	RF 1-0	-	RF 3-0	-	RF 5-0	-	-	-	RF 1-0	-	RF 3-0	-	RF 5-0	-	-
	SP4T	-	RF 2-0	RF 3-0	-	RF 5-0	RF 6-0	-	-	-	RF 2-0	RF 3-0	-	RF 5-0	RF 6-0	-
	SP5T	RF 1-0	RF 2-0	RF 3-0	RF 4-0	RF 5-0	-	-	-	RF 1-0	RF 2-0	RF 3-0	RF 4-0	RF 5-0	-	-
	SP6T	RF 1-0	RF 2-0	RF 3-0	RF 4-0	RF 5-0	RF 6-0	-	-	RF 1-0	RF 2-0	RF 3-0	RF 4-0	RF 5-0	RF 6-0	-

Please feel free to contact us for more information regarding additional options and custom configurations