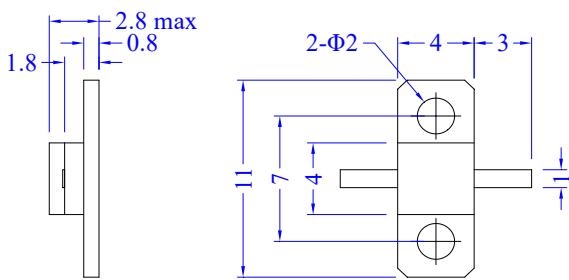
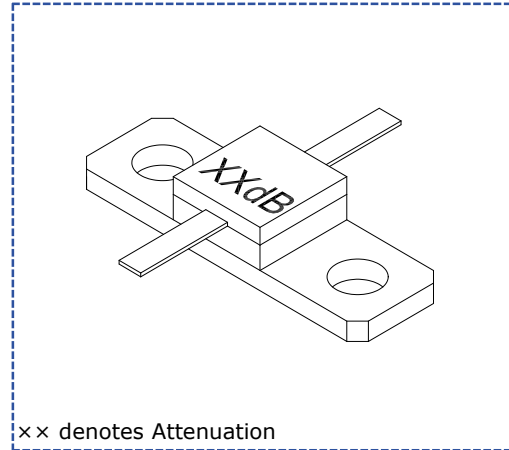


Flanged Attenuators

General Specifications

- **Frequency Range:** DC to 3GHz
- **Impedance:** 50 Ohms
- **VSWR:** 1.20 max
- **Rated Power:** 5W
- **Temperature Coefficient:** < 150ppm/°C
- **Substrate Material:** Aluminum Oxide(Al_2O_3)
- **Porcelain Hat Material:** Aluminum Oxide(Al_2O_3)
- **Flange:** Nickel-plated Copper
- **Lead:** 99.99% Sterling Silver
- **Resistance Technology:** Thick Film
- **Operating Temperature:** -55°C ~ +150°C



Dimensions tolerance: 5%
 unless otherwise specified

Attenuation Value(dB)	1-10	15, 17, 20	25, 30
Attenuation Deviation from Nominal(dB)	±0.6	±0.8	±1.0

Ordering Information:

TFMA 1104 - 3 N 5 AM - 20

Titan Microwave
 Flanged Mount Attenuator

Case Size

Frequency Range

Substrate Material

N: Aluminum Nitride(AlN)
 A: Aluminum Oxide(Al_2O_3)
 No Designation for Beryllium Oxide(BeO)

Power Rating(W)

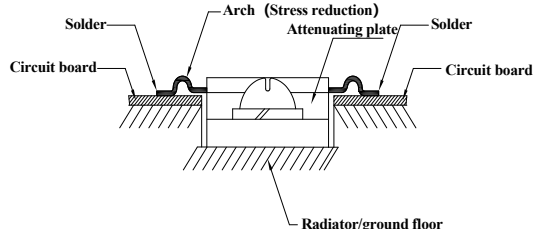
AM: Aluminum cap

AJ: Dielectric cap

dB value

(See Above Chart for Available Values)

Installation Method



Derating Curve

