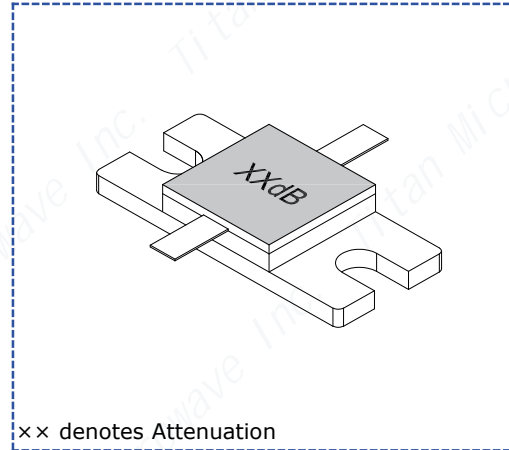


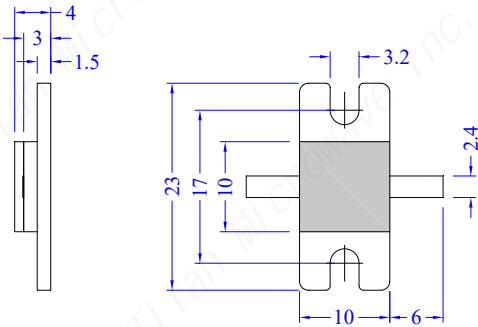
## Flanged Attenuators

### General Specifications

- **Frequency Range:** DC to 3GHz
- **Impedance:** 50 Ohms
- **VSWR:** 1.25 max
- **Rated Power:** 150W
- **Temperature Coefficient:** < 150ppm/°C
- **Substrate Material:** Beryllium Oxide(BeO)
- **Porcelain Hat Material:** Aluminum Oxide(Al<sub>2</sub>O<sub>3</sub>)
- **Flange:** Nickel-plated Copper
- **Lead:** 99.99% Sterling Silver
- **Resistance Technology:** Thick Film
- **Operating Temperature:** -55°C ~ +150°C



xx denotes Attenuation



**Dimensions tolerance:** 5%  
 unless otherwise specified

Attenuation Value(dB)	25, 26, 27	30
Attenuation Deviation from Nominal(dB)	+0.8/-1.5	±1.0

### Ordering Information:

**TFMA 2310 - 3 N 150 AM - 30**

Titan Microwave  
 Flanged Mount Attenuator

Case Size

Frequency Range

Substrate Material

N: Aluminum Nitride(AlN)  
 A: Aluminum Oxide(Al<sub>2</sub>O<sub>3</sub>)  
 No Designation for Beryllium Oxide(BeO)

Power Rating(W)

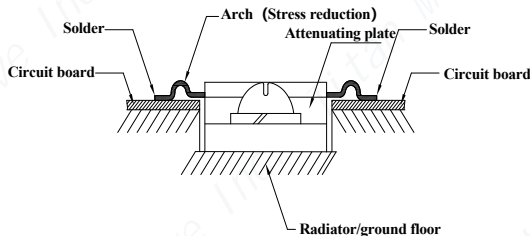
AM: Aluminum cap

AJ: Dielectric cap

dB value

(See Above Chart for Available Values)

### Installation Method



### Derating Curve

