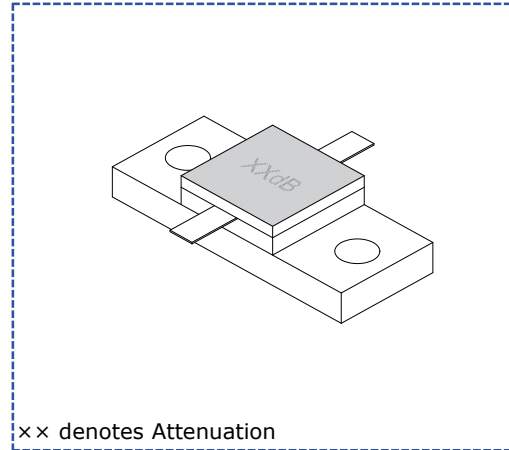


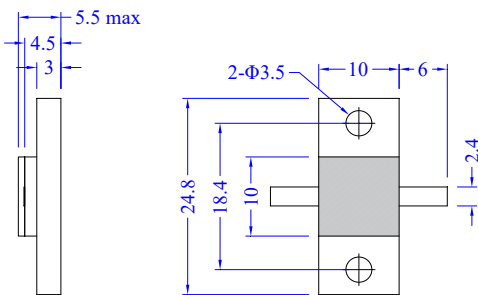
Flanged Attenuators

General Specifications

- **Frequency Range:** DC to 1.5GHz
- **Impedance:** 50 Ohms
- **VSWR:** 1.25 max
- **Rated Power:** 300W
- **Temperature Coefficient:** <150ppm/°C
- **Substrate Material:** Beryllium Oxide(BeO)
- **Porcelain Hat Material:** Aluminum Oxide(Al₂O₃)
- **Flange:** Nickel-plated Copper
- **Lead:** Silver-plated Copper
- **Resistance Technology:** Thick Film
- **Operating Temperature:** -55°C~+150°C



x x denotes Attenuation



Dimensions tolerance: 5%
 unless otherwise specified

Attenuation Value(dB)	1~3	30
Attenuation Deviation from Nominal(dB)	±0.6	±1.0

Ordering Information:

TFMA 2515 - 1.5 N 300 AM - 30

Titan Microwave
 Flanged Mount Attenuator

Case Size

Frequency Range

Substrate Material

N: Aluminum Nitride(AlN)
 A: Aluminum Oxide(Al₂O₃)
 No Designation for Beryllium Oxide(BeO)

Power Rating(W)

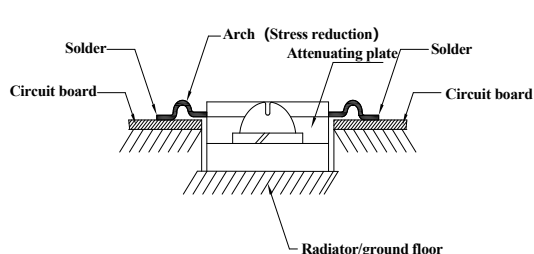
AM: Aluminum cap

AJ: Dielectric cap

dB value

(See Above Chart for Available Values)

Installation Method



Derating Curve

