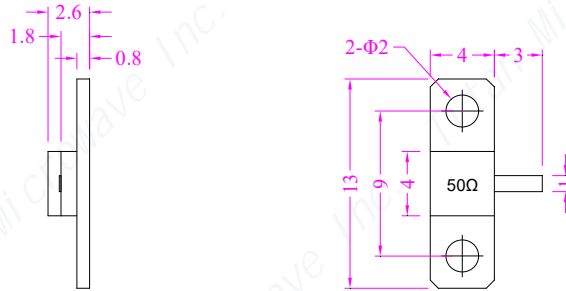
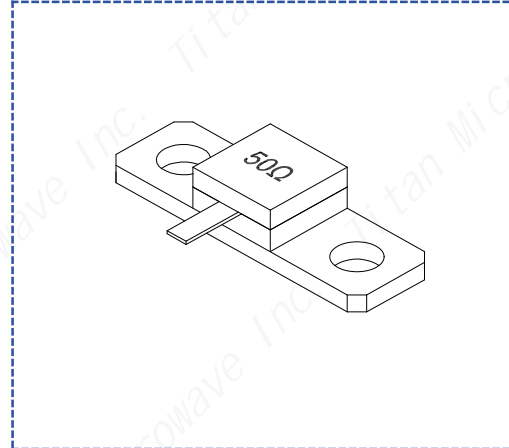


## Flanged Termination

### General Specifications

- **Frequency Range:** DC to 8GHz
- **Nominal Impedance:** 50 Ohms
- **Resistance Tolerance:**  $\pm 5\%$
- **VSWR:** 1.20 max
- **Power:** 20W
- **Temperature Coefficient:**  $< 150\text{ppm}/^\circ\text{C}$
- **Substrate Material:** Beryllium Oxide(BeO)
- **Cap Material:** Aluminum Oxide( $\text{Al}_2\text{O}_3$ )
- **Flange:** Nickel-plated Copper
- **Lead:** 99.99% Sterling Silver
- **Resistance Technology:** Thick Film
- **Operating Temperature:**  $-55^\circ\text{C} \sim +150^\circ\text{C}$



**Dimensions tolerance:** 5% unless otherwise specified

### Ordering Information:

**TFMT 1304F - 8 B 20 TM 2**

Titan Microwave  
Flanged Mount Termination

Case Size

Frequency Range(GHz)

Substrate Material  
B: Beryllium Oxide(BeO)

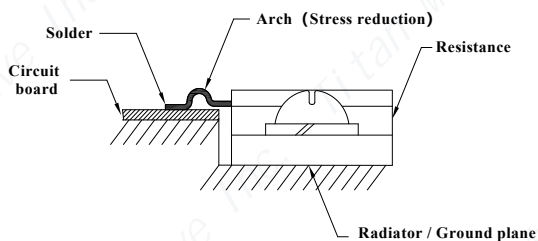
Power Rating(W)

TM: Alumina Cap

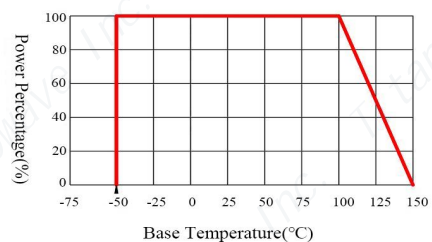
DC Resistance Tolerance

No Designation for  $\pm 5\%$   
2= $\pm 2\%$ ; 1= $\pm 1\%$

### Installation Method



### Derating Curve



Actual performance could be limited by the solder properties of the application