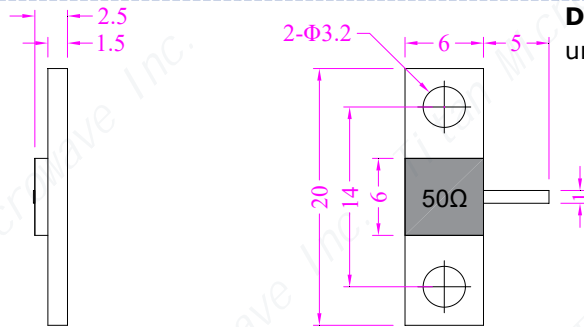
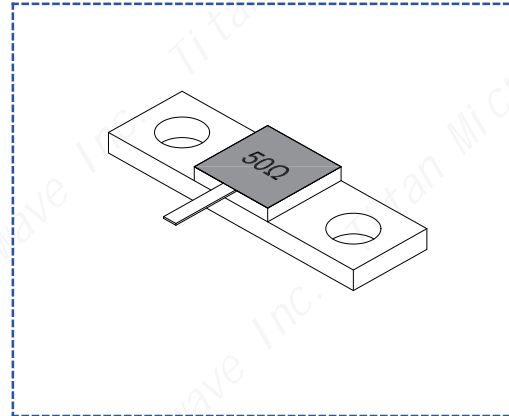


## Flanged Termination

### General Specifications

- **Frequency Range:** DC to 6GHz
- **Nominal Impedance:** 50 Ohms
- **Resistance Tolerance:**  $\pm 5\%$
- **VSWR:** 1.25 max
- **Power:** 60W
- **Temperature Coefficient:**  $< 150\text{ppm}/^\circ\text{C}$
- **Substrate Material:** Aluminum Nitride(AIN)
- **Flange:** Nickel-plated Copper
- **Lead:** 99.99% Sterling Silver
- **Resistance Technology:** Thick Film
- **Operating Temperature:**  $-55^\circ\text{C} \sim +150^\circ\text{C}$



**Dimensions tolerance:** 5% unless otherwise specified

### Ordering Information:

**TFMT 2006C - 6 N 60 TJ 2**

Titan Microwave  
Flanged Mount Termination

Case Size

Frequency Range(GHz)

Substrate Material  
N: Aluminum Nitride(AIN)

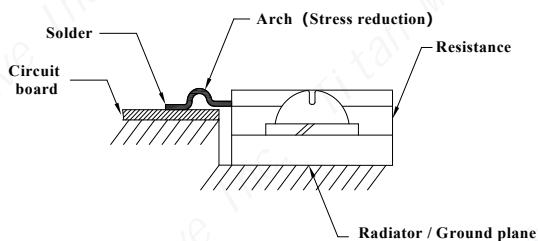
Power Rating(W)

TJ: Dielectric Cap

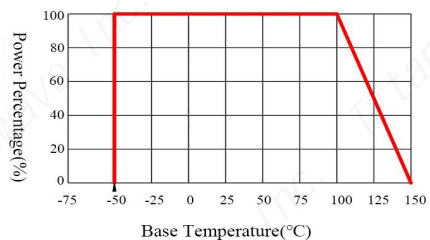
DC Resistance Tolerance

No Designation for  $\pm 5\%$   
2= $\pm 2\%$ ; 1= $\pm 1\%$

### Installation Method



### Derating Curve



Actual performance could be limited by the solder properties of the application