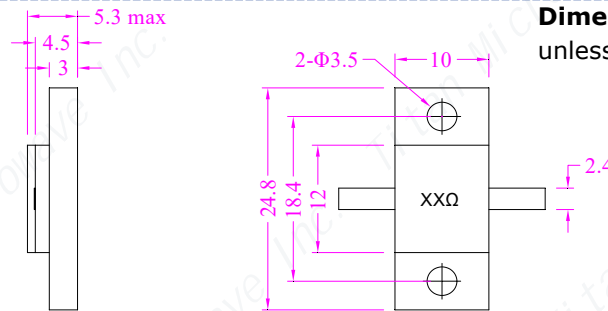
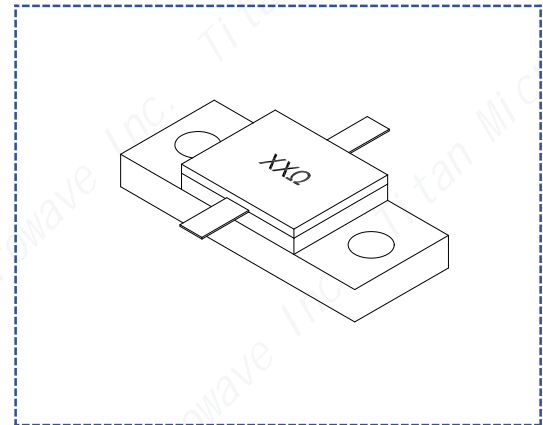


## Flanged Resistor

### General Specifications

- **Power:** 150W
- **Resistance Range:** 10~1000 Ohms
- **Resistance Tolerance:** ±5% standard, 1% and 2% available
- **Capacitance:** 5.0PF@100Ω
- **Temperature Coefficient:** <150ppm/°C
- **Substrate Material:** Beryllium Oxide(BeO)
- **Cover Material:** Aluminum Oxide(Al<sub>2</sub>O<sub>3</sub>)
- **Flange Material:** Brass
- **Lead:** Silver-plated Copper
- **Resistance Technology:** Thick Film
- **Operating Temperature:** -55°C~+150°C

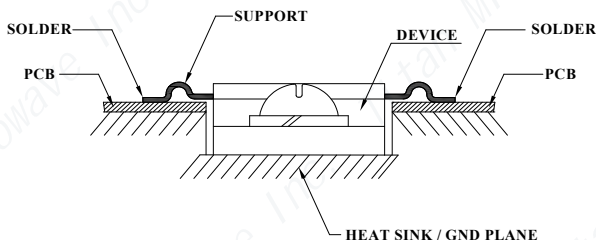


**Dimensions tolerance: 5%**  
 unless otherwise specified

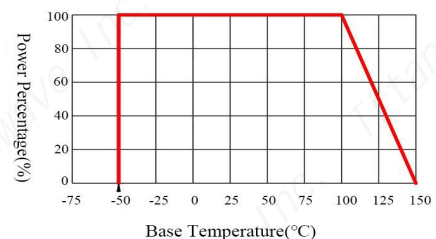
### Ordering Information:

	<u>TFMR</u>	<u>2510C</u>	<u>-150</u>	<u>B</u>	<u>XX</u>	<u>RM</u>	<u>2</u>
Titan Microwave Flanged Mount Resistor							
Case Size							
Power Rating(W)							
Substrate Material B: Beryllium Oxide(BeO)							
Resistance Value(Ω) (10~1000Ω Customizable)							
RM: Alumina Ceramic							
Resistance Tolerance No Designation for ±5% 2=±2%; 1=±1%							

### Installation Method



### Derating Curve



Actual performance could be limited by the solder properties of the application