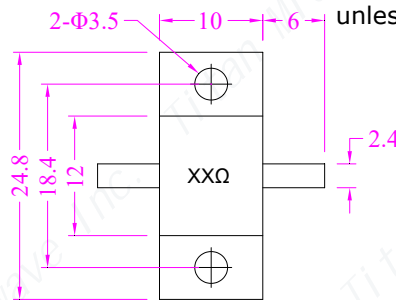
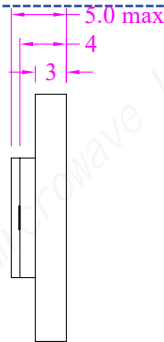
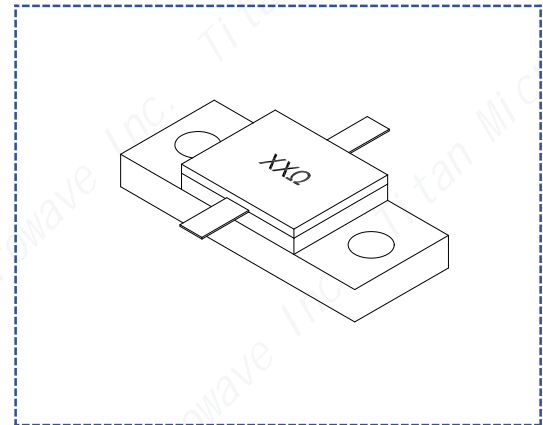


Flanged Resistor

General Specifications

- **Power:** 250W
- **Resistance Range:** 10~1000 Ohms
- **Resistance Tolerance:** ±5% standard, 1% and 2% available
- **Capacitance:** 5.0PF@100Ω
- **Temperature Coefficient:** <150ppm/°C
- **Substrate Material:** Beryllium Oxide(BeO)
- **Cover Material:** Aluminum Oxide(Al₂O₃)
- **Flange Material:** Brass
- **Lead:** Silver-plated Copper
- **Resistance Technology:** Thick Film
- **Operating Temperature:** -55°C~+150°C

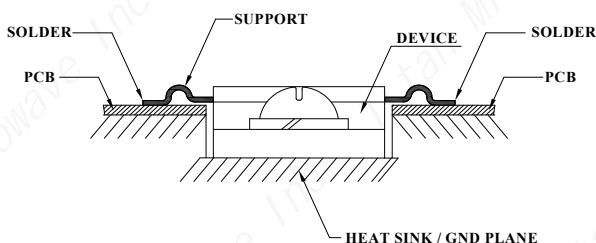


Dimensions tolerance: 5%
 unless otherwise specified

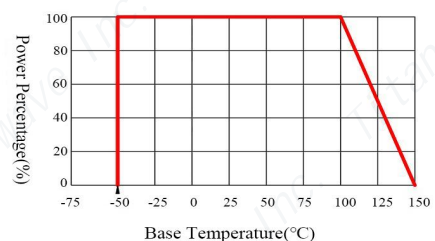
Ordering Information:

| | | | | | | |
|--|-------------|--------------------|----------|-----------|-----------|----------|
| | TFMR | 2510D - 250 | B | XX | RM | 2 |
| Titan Microwave Flanged Mount Resistor | | | | | | |
| Case Size | | | | | | |
| Power Rating(W) | | | | | | |
| Substrate Material B: Beryllium Oxide(BeO) | | | | | | |
| Resistance Value(Ω) (10~1000Ω Customizable) | | | | | | |
| RM: Alumina Ceramic | | | | | | |
| Resistance Tolerance No Designation for ±5% 2=±2%; 1=±1% | | | | | | |

Installation Method



Derating Curve



Actual performance could be limited by the solder properties of the application