

TECHNICAL DATA

Electrical Data

| | |
|-------------------|--------------|
| Frequency Range | 5000~6000MHz |
| Insertion Loss | 0.28dB max |
| VSWR | 1.2:1 max |
| Isolation | 20dB min |
| Phase Balance | ±4.5° |
| Amplitude Balance | ±0.35dB max |
| Power Handling | 100W |

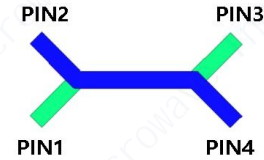
Mechanical Data

| | |
|----------------|-----------------|
| Dimensions | 6.35×5.08×2.0mm |
| Connector Type | SMD |
| Surface Finish | Gold plated |

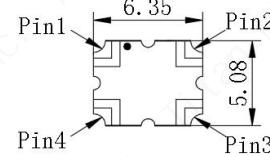
Environmental Data

| | |
|-----------------------|------------|
| Operating Temperature | -55℃~+105℃ |
|-----------------------|------------|

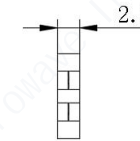
Pin Configuration



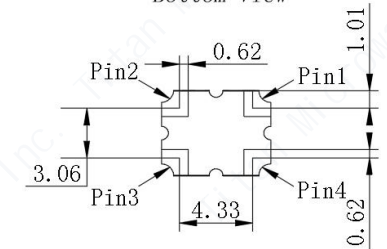
Top View



Side View



Bottom View



| REV | DESCRIPTION OF REVISION | By | DATE | APPROVED |
|-----|-------------------------|--------|------------|----------|
| A | INITIAL RELEASE | C. Cai | 2022/11/22 | C. Chen |

| Configuration | Pin 1 | Pin 2 | Pin 3 | Pin 4 |
|---------------|------------|------------|------------|------------|
| Splitter | Input | Isolated | -3dB∠θ-90° | -3dB∠θ |
| Splitter | Isolated | Input | -3dB∠θ | -3dB∠θ-90° |
| Splitter | -3dB∠θ-90° | -3dB∠θ | Input | Isolated |
| Splitter | -3dB∠θ | -3dB∠θ-90° | Isolated | Input |
| Combiner | A∠θ-90° | A∠θ | Isolated | Output |
| Combiner | A∠θ | A∠θ-90° | Output | Isolated |
| Combiner | Isolated | Output | A∠θ-90° | A∠θ |
| Combiner | Output | Isolated | A∠θ | A∠θ-90° |

| | | |
|--------------------------------------|-------|----------|
| DRAWN: L. Ma 22/11/22 | | |
| ENGINEER: J. Zhu 22/11/22 | | |
| APPROVED: C. Chen 22/11/22 | | |
| TOLERANCE UNLESS OTHERWISE SPECIFIED | | |
| x | ±0.50 | [0.019"] |
| .x | ±0.20 | [0.008"] |
| .xx | ±0.10 | [0.004"] |
| ANGLES | ±1° | |

TITLE:
SMD 3dB 90° High Power
Hybrid Coupler, 5000-
6000MHz, 100W

PART No.:
TMHC5500P03

成都巨人微波
TITAN MICROWAVE INC.
- A Professional RF & Microwave Components Supplier -

www.titan-microwave.com



DIMENSIONS IN MILLIMETERS(mm)

| | | | |
|-------------|--------|---------------|-----------|
| SIZE: A4 | SCALE: | SHEET: 1/1 | REV: A |
|-------------|--------|---------------|-----------|

Notes:

- ALL SPECIFICATIONS ARE SUBJECT TO CHANGE WITHOUT NOTICE AT ANY TIME
- CUSTOMER OUTLINE DRAWING FOR REFERENCE ONLY