

TECHNICAL DATA

Electrical Data

Frequency Range	2000~7000MHz
Insertion Loss	0.5dB max
VSWR	1.3:1 max
Isolation	20dB min
Phase Balance	±2.5°
Amplitude Balance	±0.6dB max
Power Handling	100W

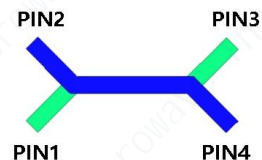
Mechanical Data

Dimensions	25.4×5.08×4.3mm
Connector Type	SMD
Surface Finish	Gold plated

Environmental Data

Operating Temperature	-55°C~+105°C
-----------------------	--------------

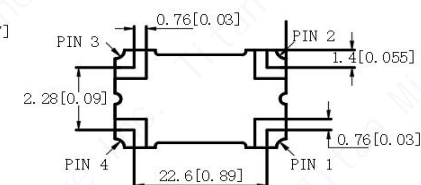
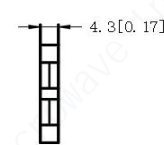
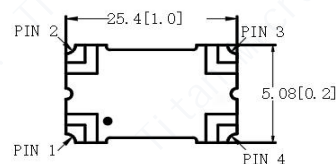
Pin Configuration



Top View

Side View

Bottom View



Configuration	Pin 1	Pin 2	Pin 3	Pin 4
Splitter	Input	-3dB ∠θ	-3dB ∠θ-90°	Isolated
Splitter	-3dB ∠θ	Input	Isolated	-3dB ∠θ-90°
Splitter	-3dB ∠θ-90°	Isolated	Input	-3dB ∠θ
Splitter	Isolated	-3dB ∠θ-90°	-3dB ∠θ	Input
Combiner	-3dB ∠θ-90°	Output	Isolated	-3dB ∠θ
Combiner	Output	-3dB ∠θ-90°	-3dB ∠θ	Isolated
Combiner	Isolated	-3dB ∠θ	-3dB ∠θ-90°	Output
Combiner	-3dB ∠θ	Isolated	Output	-3dB ∠θ-90°

REV	DESCRIPTION OF REVISION	By	DATE	APPROVED
A	INITIAL RELEASE	C. Cai	2022/11/22	C. Chen

Notes:

- ALL SPECIFICATIONS ARE SUBJECT TO CHANGE WITHOUT NOTICE AT ANY TIME
- CUSTOMER OUTLINE DRAWING FOR REFERENCE ONLY

DRAWN: L. Ma 22/11/22		
ENGINEER: J. Zhu 22/11/22		
APPROVED: C. Chen 22/11/22		
TOLERANCE UNLESS OTHERWISE SPECIFIED		
x	±0.50	[0.019"]
.x	±0.20	[0.008"]
.xx	±0.10	[0.004"]
ANGLES	±1°	

TITLE:
SMD 3dB 90° High Power Hybrid Coupler, 2000-7000MHz, 100W

PART No.:
TMHC4500W03



www.titan-microwave.com



DIMENSIONS IN MILLIMETERS(mm)

SIZE: A4	SCALE:	SHEET: 1/1	REV: A
-------------	--------	---------------	-----------