

## TECHNICAL DATA

### Electrical Data

Frequency Range	2000~6000MHz
Insertion Loss	0.4dB max
VSWR	1.35:1 max
Isolation	17dB min
Phase Balance	±3°
Amplitude Balance	±1.05dB max
Power Handling	250W

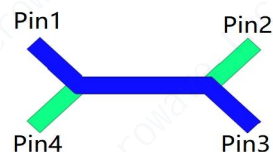
### Mechanical Data

Dimensions	14.22×8.89×2.5mm
Connector Type	SMD
Surface Finish	Immersion Gold
	-Prevent surface from oxidation and scratch

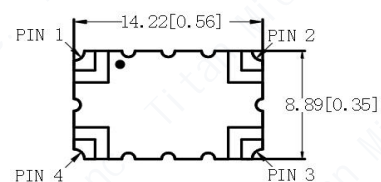
### Environmental Data

Operating Temperature	-55℃~+105℃
-----------------------	------------

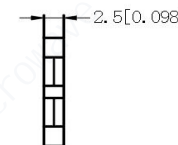
### Pin Configuration



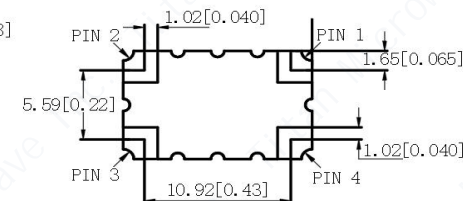
Top View



Side View



Bottom View



REV	DESCRIPTION OF REVISION	By	DATE	APPROVED
A	INITIAL RELEASE	C. Cai	2022/11/22	C. Chen

Configuration	Pin 1	Pin 2	Pin 3	Pin 4
Splitter	Input	Isolated	-3dB ∠ θ-90°	-3dB ∠ θ
Splitter	Isolated	Input	-3dB ∠ θ	-3dB ∠ θ-90°
Splitter	-3dB ∠ θ-90°	-3dB ∠ θ	Input	Isolated
Splitter	-3dB ∠ θ	-3dB ∠ θ-90°	Isolated	Input
Combiner	A ∠ θ-90°	A ∠ θ	Isolated	Output
Combiner	A ∠ θ	A ∠ θ-90°	Output	Isolated
Combiner	Isolated	Output	A ∠ θ-90°	A ∠ θ
Combiner	Output	Isolated	A ∠ θ	A ∠ θ-90°

DRAWN: L. Ma 22/11/22		
ENGINEER: J. Zhu 22/11/22		
APPROVED: C. Chen 22/11/22		
TOLERANCE UNLESS OTHERWISE SPECIFIED		
x	±0.50	[0.019"]
.x	±0.20	[0.008"]
.xx	±0.10	[0.004"]
ANGLES	±1°	

TITLE:  
SMD 3dB 90° High Power Hybrid Coupler, 2000-6000MHz, 250W

PART No.:  
TMHC4000W03H

**成都巨人微波**  
**TITAN MICROWAVE INC.**  
- A Professional RF & Microwave Components Supplier -

[www.titan-microwave.com](http://www.titan-microwave.com)



DIMENSIONS IN MILLIMETERS(mm)

SIZE: A4	SCALE:	SHEET: 1/1	REV: A
-------------	--------	---------------	-----------

Notes:

- ALL SPECIFICATIONS ARE SUBJECT TO CHANGE WITHOUT NOTICE AT ANY TIME
- CUSTOMER OUTLINE DRAWING FOR REFERENCE ONLY