

TECHNICAL DATA

► Electrical Data

Frequency Range	1750~2400MHz
Insertion Loss	0.2dB max
VSWR	1.2:1 max
Isolation	22dB min
Phase Balance	±2.5°
Amplitude Balance	±0.3dB max
Power Handling	500W

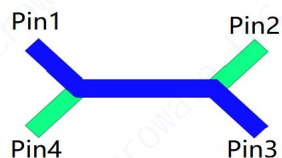
► Mechanical Data

Dimensions	25.4×12.7×4.5mm
Connector Type	SMD
Surface Finish	Immersion Gold
	-Prevent surface from oxidation and scratch

► Environmental Data

Operating Temperature	-55℃~+105℃
-----------------------	------------

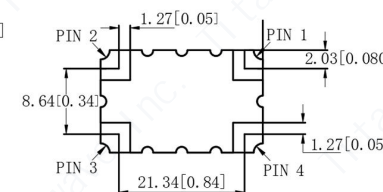
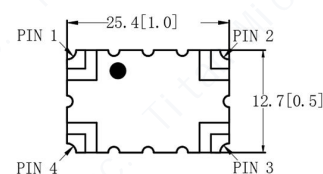
Pin Configuration



Top View

Side View

Bottom View



REV	DESCRIPTION OF REVISION	By	DATE	APPROVED
A	INITIAL RELEASE	C. Cai	2022/11/22	C. Chen

Configuration	Pin 1	Pin 2	Pin 3	Pin 4
Splitter	Input	Isolated	-3dB∠θ-90°	-3dB∠θ
Splitter	Isolated	Input	-3dB∠θ	-3dB∠θ-90°
Splitter	-3dB∠θ-90°	-3dB∠θ	Input	Isolated
Splitter	-3dB∠θ	-3dB∠θ-90°	Isolated	Input
Combiner	A∠θ-90°	A∠θ	Isolated	Output
Combiner	A∠θ	A∠θ-90°	Output	Isolated
Combiner	Isolated	Output	A∠θ-90°	A∠θ
Combiner	Output	Isolated	A∠θ	A∠θ-90°

DRAWN: L. Ma 22/11/22		
ENGINEER: J. Zhu 22/11/22		
APPROVED: C. Chen 22/11/22		
TOLERANCE UNLESS OTHERWISE SPECIFIED		
x	±0.50	[0.019"]
.x	±0.20	[0.008"]
.xx	±0.10	[0.004"]
ANGLES	±1°	

TITLE:
SMD 3dB 90° High Power Hybrid Coupler, 1750-2400MHz, 500W

PART No.:
TMHC2100B03



www.titan-microwave.com



DIMENSIONS IN MILLIMETERS(mm)

SIZE: A4	SCALE:	SHEET: 1/1	REV: A
-------------	--------	---------------	-----------

Notes:

- ALL SPECIFICATIONS ARE SUBJECT TO CHANGE WITHOUT NOTICE AT ANY TIME
- CUSTOMER OUTLINE DRAWING FOR REFERENCE ONLY